

CMP MARKSMANSHIP PARK | TALLADEGA, ALABAMA

20 24
VORTEX OPTICS
CMP MARKSMANSHIP PARK
OPEN/PCC
NATIONAL CHAMPIONSHIP
OCTOBER 18-20, 2024
TALLADEGA, ALABAMA
UNITED STATES PRACTICAL SHOOTING ASSOCIATION
DVC

PRESENTED BY
FEDERAL 

OFFICIAL MATCHBOOK

2024



THE
DO-IT-ALL
MICRO RED DOT



SEE THE **NEW**
DEFENDER-ST™
MICRO RED DOT



HANDGUNS. SHOTGUNS. OFFSET ON A CARBINE.
FLAT-RANGE SHOOTING TO DUTY USE.

USPSA OPEN/PCC NATIONALS EVENT SCHEDULE

All competitors must have a current CMP Talladega Marksmanship Park Range Safety Card on them to compete in the match. If you do not have a current Range Safety Card you will have to watch the video and complete the CMP Marksmanship Park waiver in the clubhouse before going to the match.

Registration for the Nationals will be in the CMP Clubhouse.

Competitors need to report to their first stage prior to the start of first shots at 9:00am, but not before coming to the CMP Marksmanship Park clubhouse first to:

- Register for the Match
- Ensure that they have a current CMP Marksmanship Park Range Safety Card
- Complete the USPSA Equipment Survey and Waiver. The USPSA Pre-Check with waiver and survey will be sent on October 14th. *(This needs to be completed before arrival to the range).*

Awards Ceremony and banquet will be held at the **MotorSports Hall of Fame** approximately one hour after last shots fired, prize table by order of finish following awards. Food service starts approximately at 6:30pm.



OCTOBER 16TH | WEDNESDAY

- Staff meeting 7:30am in the CMP Marksmanship Club House
- Staff Match 9:00am

OCTOBER 17TH | THURSDAY

- Staff Match 9:00am
- Registration Opens for regular competition 1:00 – 5:30pm
- Range Closes at 6:00pm

COMPETITION

OCTOBER 18TH | FRIDAY

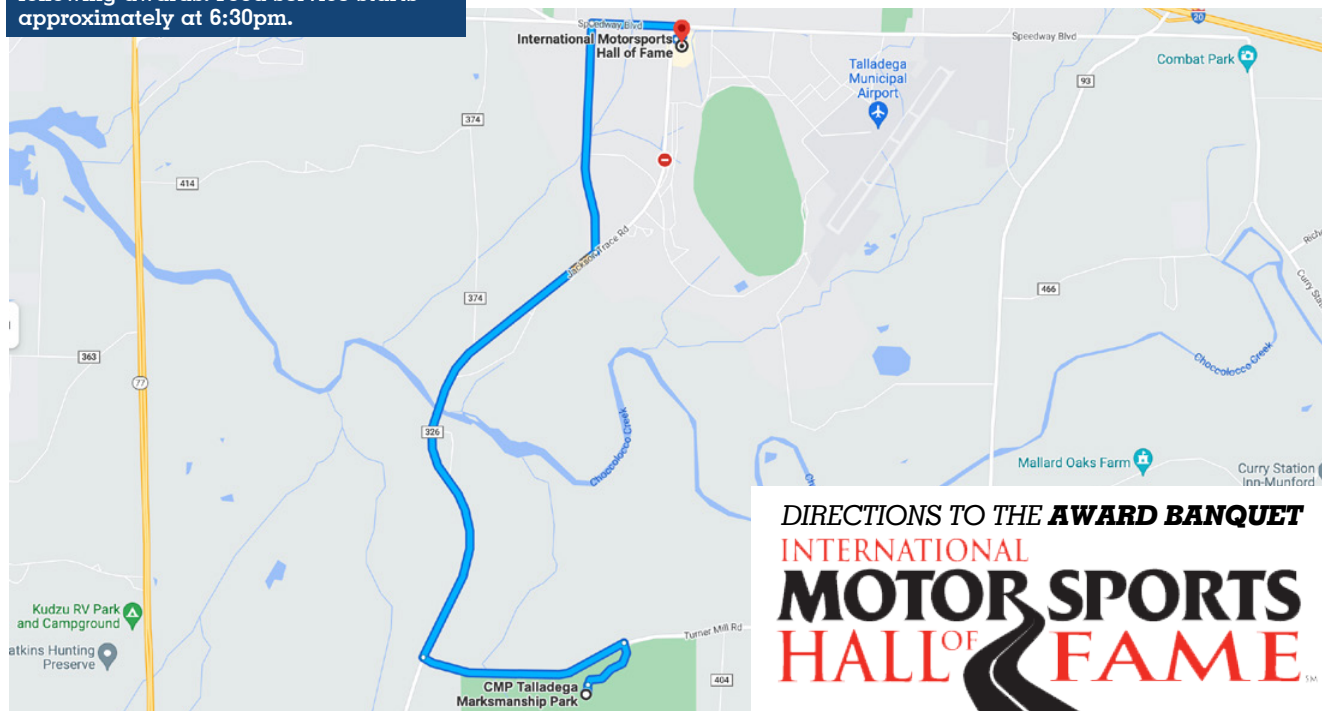
- Registration is open from 7:30am – 8:00am *(AM Competitors)*
- Registration is open from 11:30 – 12:30 *(PM Competitors)*
- Competition AM Squads 9:00am to 12:45pm
- Lunch 12:45-1:30
- Competition PM Squads 1:30-5:15
- Range Closes at 6:00pm
- Staff appreciation dinner
- **Competitors are expected to be on the bay they start on and ready to go 10 minutes before their start time.**

OCTOBER 19TH | SATURDAY

- Competition AM Squads 9:00-12:45
- Lunch 12:45-1:30
- Competition PM Squads 1:30-5:15
- Range Closes at 6:00pm
- **Competitors are expected to be on the bay they start on and ready to go 10 minutes before their start time.**
- **USPSA Membership Meeting at the CMP Clubhouse starting at 6:15pm**

OCTOBER 20TH | SUNDAY

- Competition AM Squads 9:00-12:45
- Lunch 12:45-1:30
- Competition PM Squads 1:30-5:15
- **Competitors are expected to be on the bay they start on and ready to go 10 minutes before their start time.**



DIRECTIONS TO THE **AWARD BANQUET**
INTERNATIONAL
MOTOR SPORTS
HALL OF FAME

FEDERAL 

THINK FAST

SPEED IS EVERYTHING



FLY THROUGH STAGES WITH SYNTECH ACTION PISTOL

With less muzzle flip for faster follow-up shots and a bullet profile that transfers more knockdown to steel targets, Syntech Action Pistol® is built for speed. The polymer-encapsulated bullet eliminates metal fouling, and the Catalyst lead-free primer deals out the most consistent ignition in competition. Meets major or minor power factor requirements.

KRYSTAL DUNN
USPSA Shooter
Federal Ambassador



Cleaner burning propellant



Less muzzle rise



Eliminates fouling



Better knockdowns



Official ammunition of the USPSA;
all Syntech Action Pistol loads are included in
the USPSA Certified Match Ammo program.



BUY NOW AT [FEDERALPREMIUM.COM](https://www.federalpremium.com)

USPSA OPEN / PCC
NATIONALS
SPONSORS

Title Sponsor



Presenting Sponsor



Open Division
Sponsor



PCC Division
Sponsor



The 2023 Optics Sponsor
of USPSA Nationals

VORTEX OPTICS

Official Apparel
ZEROSPORTS

Official Eyewear
HUNTERS HD GOLD

SPECIAL SPONSOR
DEAD EYE DESIGNSTRIJICON

STAGE SPONSOR

- IWI US
- ELEY
- EXCALIBER AMMO
- BERRYS MFG
- HUNTERS HD GOLD
- ISO TUNES
- HENNING GROUP
- SIG SAUER
- MARK 7
- DILLON PRECISION
- CARDINAL PRACTICAL SHOOTERS
- HOWITZER
- THE BLUE BULLETS

GOLD SPONSOR

- HOGUE
- S3 RANGE CARTS
- C-MORE
- MAKE READY NUTRITION
- CR SPEED

SILVER SPONSOR

- CARVER CUSTOM
- MAKE READY TABLES
- MBX
- GRIZZLY-EARS
- MPA

BRONZE SPONSOR

- HORNADY
- PT BARRICADES

DONOR SPONSOR

- LOK GRIPS
- TRIJICON

USPSA OPEN/PCC NATIONALS MATCH BRIEFING

THESE POLICIES ARE JUST AS IMPORTANT AS THE RULES. YOU ARE EXPECTED TO READ AND UNDERSTAND ALL THE CONTENTS OF THIS MATCH PUBLICATION.

All competitors must have a current CMP

Talladega Marksmanship Park Range Safety Card on display at all times on the range in order to compete in the match.

You will be provided a badge id holder and the card must be visible. This includes all spectators at the range. If you do not have a current Range Safety Card you will have to watch the video and complete the CMP Marksmanship Park waiver in the clubhouse before going to the match. Registration for the Open/PCC Nationals will be in the CMP Clubhouse.

Competitors need to report to their first stage prior to the start of first shots at 9:00am, but not before coming to the CMP Marksmanship Park clubhouse first to:

- Register for the Match
- Ensure that they have a current CMP Marksmanship Park Range Safety Card
- Complete the USPSA Pre-check that includes the Equipment Survey and Waivers. The USPSA Pre-Check with waiver and survey will be sent on October 14th. This needs to be completed BEFORE arrival to the range.

COLD RANGE: The CMP Marksmanship Park is a cold range. Firearms will not be handled anywhere on the range except in designated safety areas or under the direct supervision of match staff. Handling firearms in parking areas is unsafe gun handling.

SAFETY AREAS: The range is equipped with a number of safety areas to bag and holster guns, for dry fire practice and gun repair, etc. No ammunition may be handled in any safety area.

PARKING AREA: Competitor parking area is designated on the map. Competitors are not allowed to park across the bridge area or next to the bays.

RULES: The match rules are found in the current edition of the USPSA Competition Rules.

OBEY YOUR RO'S: Range officers are here to assist you in completing a safe shooting contest. Please comply with their requests. Please bring any issues to the attention of one of the Range Masters.

SET STEEL AND TAPE TARGETS: Competitors are expected to stay together as a squad to tape, set steel, and help maintain efficiency on each stage.

LOST BRASS: All brass is donated to the staff.

ALCOHOL: Alcohol and recreational drugs may not be consumed anywhere on the range. Competitors violating this policy will be disqualified and required to leave the range.

DRESSCODE: Practical shooting is a sport. The match director will be the final arbiter of dubious taste.



ORDER YOUR NATIONALS AMMO

Order online at KSS to have your Competition Ammunition delivered to either of next months back to back Nationals. When placing your order, please select **Open/PCC Production Nationals** as your delivery option and we will do the rest - it is that easy! Please note the closing date for pre-orders is Friday, October 4th. Contact our team if you have any queries.

www.killoughshootingsports.com

MASADA™ SLIM



DEVELOPED WITH A THIN PROFILE AND COMPACT DESIGN, THE MASADA SLIM ALLOWS FOR EASE OF CONCEALED CARRY WHILE PROVIDING SUBSTANTIAL MAGAZINE CAPACITY.



SCAN NOW
TO LEARN MORE



SCHEDULING: No competitor will compete for score on other than the scheduled dates (6.5.1). Occasionally, stages will clear squads early. If your entire squad is available and the CRO approves, the squad will be allowed to shoot ahead of schedule, but only on the scheduled date.

INSPECTION: When the entire squad is assembled, the written stage briefing will be read. This will be followed by an inspection and question period. Shooters may negotiate obstacles only during this inspection period or while the previous shooter's targets are being scored. Early inspection is permitted by the squad next scheduled to shoot a stage, providing that the previous squad is finished, you report to the range officer prior to inspection, and time permits.

RANGE OPENING: The range is closed to all competitors prior to the scheduled start time of the staff match Oct. 16th at 9:00am. There cannot be any shots fired until 9:00am. The range will close each day at 6:00pm. Competitors may inspect the stages when they are available, but may not activate, set, or reset any moving targets or activated props. Competitors are not allowed to inspect the stages until the range has been opened. Competitors must have a current CMP Marksmanship Park Range Safety Card on them before being allowed to go on the range. Guest of the competitors must also have a CMP Marksmanship Park Range Safety Card.

HAZARD AREAS: Orange cones and/or safety flagging may be used to restrict certain areas of the range. For safety reasons, competitors and spectators are prohibited from going past these markers without permission.

EYE AND HEARING PROTECTION: All competitors must wear eye and hearing protection during the course of fire. Eye protection is required to be worn by everyone while on the range. If you do not have adequate eye protection, please see the range master.

CHRONOGRAPH: Competitors will report to the chronograph at the scheduled time for their squads (see squad schedule). If you fail to report to the chronograph for the scheduled test or after a random sampling, your scores will be removed from the match (App. C2, 42).

- At the chronograph station, do not handle your gun until instructed by the CRO.
- Certified Match Ammunition (App C3) must be declared at registration, the **Certified Ammunition Declaration** completed and turned in with your eight sample rounds. Competitors declaring Certified Match Ammunition will still follow the Chronograph procedures (App. C2)

MATCH SCORING: The championship will use Practiscore. If you have scoring questions, first check your math, then take your score card copy to Stats to remedy the problem.

HOLD YOUR OWN.



Grips & Accessories for CZ, Sig Sauer, Beretta, Walther, & more!

MADE IN THE USA **LOKGRIPS.COM**

XL750

Your Own Ammunition Factory

Made in the USA!

- Automatic Indexing
- Automatic Powder Measure
- Automatic Linear Priming System
- Uses Standard 7/8" x 14 Dies
- Loading Rate: 500-800 Rds./Hr.
- 5-Station Interchangeable Toolhead
- Loads 115 Calibers Up To .338 Lapua
- Lifetime "No-B.S." Warranty
- **RISK FREE 30-Day Trial!**

Dillon

PRECISION

dillonprecision.com

Hogue 10-22 Thumbhole Stocks

THE PROOF IS IN THE PERFORMANCE.

Cheek Weld
Integrated cheek weld for optical sights

Free-Floating Forend
The forend is designed to free float on the barrel providing maximum accuracy.

OverMolded™ Rubber
Constructed with a rigid fiberglass reinforced skeleton and completely OverMolded with Hogue's resilient elastomer rubber.

Recoil Pad
Anti-s snag heel recoil pad with rigid base plate and soft elastomer OverMold.

Thumbhole
Comfortable thumbhole pistol grip design with ambidextrous palm swells and Cobblestone™ texture for a non-irritating secure grip.

HOGUE®

hogueinc.com

USPSA OPEN/PCC NATIONALS RANGE FACILITIES

! All competitors must have a current CMP Talladega Marksmanship Park Range Safety Card on them to compete in the match. If you do not have a current Range Safety Card you will have to watch the video and complete the CMP Marksmanship Park waiver in the clubhouse before going to the match. Registration for the Nationals will be in the CMP Clubhouse.

REST ROOMS: Portable toilets are located conveniently around the range.

FOOD SERVICE: Lunch will be available for purchase. Water will be provided on the bays.

CLOSED RANGE: If the range is marked closed, and a barrier is across the range road, no competitors may enter the range for any reason. We will have access to the bathrooms, registration, and ammo pickup available and clearly marked. Any competitor on a closed range will be required to leave and may be subject to disqualification. Please obey the signs.

PARKING: Parking areas will be clearly marked on the range map. Competitors may only park in the competitor areas. Lock your car and take your valuables.

PERSONAL VEHICLES: Unless you have permission from the Match Director or Range Master, you may not take any Privately Owned Vehicles onto the range. If you have a physical disability please contact the MD/RM. The CMP is offering Golf Cart rentals for competitors and are allowed on the range. Carts and wagons are allowed. If you are allowed a POV on the range, you must drive slowly and cautiously, and may not park anywhere but on the side of the range road, leaving clearance for staff vehicles at all times. Parking under the covers is not allowed. Failure to comply will result in vehicle privileges being revoked.

GUN HANDLING IN THE PARKING AREA IS PROHIBITED.

SPECTATORS: Everyone must wear eye protection while on the range and hearing protection is strongly suggested and closed toe shoes are required. Climbing on berms is not allowed. Children must be under the direct supervision of a parent. If you need eye

protection, please see a Range Master. All spectators must have a current CMP Talladega Marksmanship Park Range Safety Card on display at all times on the range in order to compete in the match. You will be provided a badge id holder and the card must be visible.

EXHIBITS/DEMO AREA: The U.S. Nationals Exhibits, featuring many different suppliers to our sport, will be in designated areas of the range. Only sponsors of the U.S. National Championships are allowed display areas on the range. Please acknowledge and thank them for their generous support.

PRIZE TABLE/TROPHIES: Mock Trophies will be presented at the awards ceremony for photography opportunities and personalized trophies and medals will be shipped to recipients after the event. See schedule for times and location. Prizes will also be distributed after the awards ceremony. All prizes are distributed to competitors based on order of finish in each division.

ELIGIBILITY: The National Champion must be a U.S. citizen or a resident with a valid work permit (green card) and a current member of USPSA. Trophies/Plaques will be awarded based on the criteria in Appendix A2 of the current USPSA Handgun Rules. In a National Championship, there must be at least 10 competitors in a division, 10 in a class in that division, and 5 in a category in that division for recognition. You must be a current USPSA member before the commencement of the match order to compete.





JESSICA JONASSON



EDDIE GARCIA

20 VORTEX OPTICS 23
OPEN/PCC

NATIONAL CHAMPIONSHIP

SEPTEMBER 8-10, 2023

CMP MARKSMANSHIP PARK
TALLADEGA, ALABAMA



LYNDA TURNBULL



LESGAR MURDOCK

BY JAKE MARTENS, DME, L5050

USPSA was back at the CMP Marksmanship Park in Talladega, Alabama for the Vortex Optics Open and PCC Division National Championship, presented by Federal September 6 through 10. The CMP Marksmanship Park has been an excellent range and host for both USPSA and the World Speed Shooting Championship since 2018.

The CMP Marksmanship Park is a 500-acre facility located just two miles from the Talladega Super Speedway. With the Cheaha Mountain range as a backdrop, the facility offers so many amenities beyond the Action Pistol bays where Nationals is held. The location provides easy access, being less than two hours from Atlanta's Hartsfield-Jackson International Airport and an hour from Birmingham-Shuttlesworth International Airport. With Talladega being the host to more than a quarter

of a million race fans a year, there are ample hotels and lodging options to choose from. The surrounding cities of Oxford and Anniston as well as Pell City and Leeds have hotels, restaurants and shopping areas for everything you would need during your stay.

Besides the Action Pistol bays where the matches are held, the CMP offers the use of a 13,000 square foot Clubhouse, where we have access to classrooms and the use of the patio that overlooks the John C Garand 600-yard rifle range. The clubhouse also has the CMP Pro Shop where members can purchase Garands, ammunition and other offerings. The CMP allows us the use of their public range for function fire and sight-in. When not shooting, there are several other shooting sports that you can take advantage of like the rifle ranges, the trap field, 5-stand, Sporting Clays, the Unknown Distance Range, and archery

ranges. For 2024 there will be additional bays that USPSA will be able to take advantage of for the matches scheduled.

The 15 Action Pistol bays where competitors could find the 18 stages that made up this year's Open and PCC Championship are large and allow us to build stages with a variety of challenges. The range is set up with 10 bays (Alpha and Bravo bays) that mirror each other, and the upper range of five bays (Charlie bays). This allows the competition to be broken up into the three zones for the competition schedule over the three days of shooting. The match is broken up into two different schedules where competitors either shoot AM/PM/AM or PM/AM/PM on Friday, Saturday and Sunday. On each day of competition, competitors will shoot five stops or in five bays. Each zone for this year's match had six stages to make up the 18 total stages for the match. This means that in each zone one of the



**APOLLO
ARMS**



bays had doubled-up stages.

The volunteer staff of Range Officers and support came in on Tuesday and they were able to shoot the match on Wednesday and Thursday. The compressed schedule means that they were shooting all day in order to complete the match, and then working a stage for the next three days of competition. It is a long week for them, and while there is travel reimbursement, plus a per diem, provided lunch, staff dinner and other amenities offered, they are giving up their time in order for these matches to take place. In addition, the setup crew comes in a week before the staff match shoots to build the stages and prepare the range for the match. There are a lot of hands and help that go into making these happen, and months of planning occurs beforehand in order to ensure a safe, fun and fair match.

The stage designs for this year's Open and PCC match were submitted by Drew Coleman, Russell Fortney, Walt Paegel, and Kyle Stephens. Walt Paegel stepped up to take on the CO-Match Director role with me. Walt selected the

17 stages along with the Standards stage I did for the 18 total that would go on the ground from the submitted stages. He and I planned the flow of the match with which stages would go into each zone and bay. This is a very important part of the overall match. Each squad had 13 competitors, with stage turn times of 45 minutes. That means that you have to get 13 competitors through each bay, including the walk-through, scoring and resetting in that time frame. It is based on three minutes per shooter from Make Ready to Make Ready, 39 minutes. Add the four-minute walk-through and you have 43 minutes per squad, with a two-minute travel time between stages to stay on schedule.

The build process starts with laying everything out that should be needed in each bay, then roughed in. Fault lines are laid out, walls set up and target stands dropped down in approximate locations. The goals are to get all 18 stages roughed in during the first two days of setup. Then you go back and start fine-tuning each stage, spiking down the fault lines and walls once you decide that things are

fairly close. Normally, that is done with one zone each day. That leaves you with the final day to start hanging targets and checking to make sure each stage is ready. During this time is also where changes might happen from what is presented in the matchbook versus what you see on the ground. This could be for many different reasons; sometimes, what was planned won't work, or once you are there with five or six other sets of eyes, something better starts to come together. Start positions change a lot of times because once built, you see something that makes better sense. A lot of times an activated target may change from a bobber to swinger or vice versa because one might work better than the other, or it is as simple as what was in the bay. The idea is always to create shooting challenges, not prop challenges.

The stages here were a mix of Long, Medium, a Speed Shoot, one Fixed Time and a Standards stage for 429 required rounds. There were 65 poppers used, and 13 activated targets. The goal was that both PCC and Open Division platforms would be tested, and that the challenges were all going to be shooting-related. No

SLOAN SANDERS



MIKE HWANG



CHRIS TILLEY



MEGHAN SMILEY





SHOOT

Founded by Team SIG professional shooter Daniel Horner, SHOOT SIG is a membership community that welcomes all levels of firearms enthusiasts and encourages participation in the shooting sports.

AS A MEMBER, YOU UNLOCK THE POWER TO:

- ▶ Register for SHOOT SIG matches across the country
- ▶ Participate in the SHOOT SIG Product Purchase Program for exclusive member pricing
- ▶ 15% Webstore cart discount after match completion
- ▶ And much more!



JOIN TODAY!

shootsig.com

SIG SAUER

ROY STEDMAN



matter your Division or Class, you would be tested.

Back to defend his PCC National Title for the seventh time was Max Leograndis. Some have come close, but he has dominated this division since 2017. Aaron Eddins pulled the upset of Christian Sailer in 2022 with his Open Division title, would he be able to defend it, or would Sailer be out for revenge?

The stages were set and the Divisions were stacked with competition across the top competitors and players in their classes and categories. The Open Division Super Squad had current and former Champions like Chris Tilley, KC Eusebio, JJ Racaza, Sailer and Eddins. On the PCC Super Squad, you had Josh Froelich, Zack Smith, Scott Greene and Justine Williams, all trying to knock Leograndis off his streak. For the next three days they would all battle it out, chasing each other for this year's National Title. The Ladies Open Division saw Jessie Harrison take the win in 2022; would she be repeating

this year against Morgan Leonhardt, Sloan Sanders and Meghan Smiley?

Day 1 for regular competition started at 9:00am Friday for the AM morning squads, and competitors each took on six stages in five of the bays in each zone. These squads were scheduled to wrap up by 12:45, and the PM Squads would take to the range at 1:30pm. Zone 1 was worth 745 points; Zone 2 had 730 points on the line and Zone 3 had the fewest, with 670 points available. Both Super Squads started in Zone 1, and couldn't slack off on the first day of competition or give up any points since it was the largest number available.

Stage 1 was 10 USPSA targets and seven poppers for 27 rounds, designed by Walt Paegel. Stage 2 was from Kyle Stephens with 13 IPSC targets and two poppers for 28 rounds. Stage 1 had you starting uprange outside the shooting area, and Stage 2 was downrange touching the front fault line.

Stage 3 was the first stage with two

activated targets, designed by Russell Fortney with 14 USPSA targets and four poppers. The activated targets were a swinger and a tip-out target that were set off by the same popper. The tip-out was not a disappearing target, as the upper scoring area was available from a different position.

All three of these first stages saw them shot multiple ways by competitors in each division. Being able to watch competitors work their way through stage plans and see how many options they came up with really made the amount of work that was put into the setup worth it. Stage 4, for example, was designed by Drew Coleman, who was also part of the setup crew. He was able to take his idea and what he wanted to challenge on the stage and build it. Walt and I worked through it with him as he led the setup crew to put it on the ground. It was 13 IPSC targets and five poppers. He used the whole bay for this build, and the competitors were going to have to move across this,

JOHN MARCADA



engaging targets from multiple locations with several options.

Stages 5 and 6 were in a shared bay and finished out Zone 1. Stage 5 had two ports, three poppers and six USPSA targets, one of which was an activated swinger. Stage 6 was the only Speed Shoot in the match, with four IPSC targets and eight poppers, with a required reload between either the cardboard or the steel.

Day 1 had Leograndis with two stage wins, Stage 1 and 6. He racked up 708 of the available points. Froelich had only one stage win, stage 2, and was behind by a little over 30 points after day 1. Justine Williams had a total of 661 points, Zack Smith was still right in there with 660, even with a miss on Stage 1. Scott Greene had picked up a stage win on Stage 3 and was also right there with 659 points. Over in Open Division, Sailer made sure everyone knew he was back for revenge with three stage wins after Day 1. He took Stages 1, 3 and 6, worth 730 points. John Vliieger had one stage win on Stage 2, but trailed behind by 60 points, while Eddins was back by almost 70 points.

The Ladies were battling it out in the same zone on Day 1. Jessie Harrison jumped out to an early lead with three stage wins on Stages 1,3 and 6, but her fellow World Shoot team mate Sloan Sanders was right there in the mix with two stage wins on 4 and 5. Morgan Leonhardt, shooting minor, grabbed up a stage win on number 2.

The Super Squads would move to the AM flight on Day 2, starting their Saturday morning in Zone 2, worth 730 points. This Zone started with Stage 7, a 31-rounder with 11 USPSA targets and nine poppers, one that activated a bobbing target. The next bay was doubled up with Stage 8 and 9. Stage 8 was from Fortney with 10 USPSA targets for 20 rounds; Stage 9 was from Drew Coleman, and is an example of one that changed several times during setup. It ended up being a seated start with an unloaded firearm on the table in front, with only six IPSC targets, one a swinger activated by the only popper on the stage.

Stage 10 was another Coleman design that would again take up the whole

bay and have lots of options, as well as places you had to go. There was a lot of movement on this stage and some tricky retreat positions to get the 12 IPSC targets and four poppers. There was also a swinger on this one. Stage 11 ended up with three activated targets, a swinger, bobber and disappearing drop turner. Stage 12 wrapped up Zone 2 with a 24-round stage that had 11 USPSA and two poppers on it. Zone 2 had it all, long courses with some run and gun mixed in, unloaded start, tight shots and some longer ones, lots of activated targets and lots of options for the stages.

Christian Sailer gave up some ground with two misses and only one win on Stage 11. He added 686 more points, but Vliieger would grab 691 on day 2. Lesgar Murdock bounced back from a slow start and would score 682 points. Bryan Jones was also in the hunt with a stage win on Stage 10. Tilley added 672 points on Day 2, and Eddins added a stage win, but struggled on several of the other stages in this zone. Leograndis with his JP5 rolled into Day 2, taking wins on Stages 7 and

11. He also had a second on Stage 10 and third on Stage 9, adding 690 points to his lead. Froelich only had one win on Stage 12, scooping up 662 points.

Harrison was not letting up on Day 2; she won Stages 7, 10 and 12. She also was second on 8,9, and 11. Sanders had only one stage win on number 11 and Leonhardt took Stages 8 and 9. Harrison had stretched her lead out going into Day 3 by a lot, but anything can happen.

The final day of competition for these three squads started in the afternoon in Zone 3, which was worth the least amount of points – but they also had to get through chrono, so there were actually a lot of points on the line! This zone had the Fixed Time stage as well as the Standards stage. Stage 13 was the Fixed Time, 16 rounds on eight USPSA targets in 9.70 seconds. One target was an activated swinger set in motion by a stomp pad, and the start was unloaded. You can thank Walt Paegel for this one.

Stage 14 was a 30-rounder that had you working your way downrange. Stage 15 was a 32-rounder with an activated bobber. Stages 16 and 17 were in a shared bay. 16 had three max traps that were activated by the poppers, along with an unloaded on table start, while Stage 17 was a run-and-gun 20-rounder with nine IPSC targets and two poppers. Stage 18 was the Standards Stage that was 24 rounds and three strings, each with a reload and strong and weak hand/side required.

Sailer and Leograndis were in the lead going into the day, but there were enough things that could happen in the zone, and the race close enough that it could change if they were to let up. Josh Froelich made a hard push with two stage wins and a second on another, adding 556 points, but it wasn't enough and Leograndis grabbed his seventh PCC National Championship title over Froelich in second and Justine Williams in third.

Sailer was leaving nothing to chance on that Sunday; he came to dominate, not just win back his title. Christian won stages 13, 15 and 16, and took second on 17 and 18, and third on 14. He literally put



AARON EDDINS

on a clinic for winning back your title, and his impressive display gave him his fourth Open Division National Championship and his second title for the year, having won Carry Optics back in June.

Much like Sailer, Jessie Harrison was not going to give up any ground on her way to another National Championship. The Ladies Super Squad started on Stage 15 that Sunday afternoon, where she gave notice that this was her match. Standing out amongst the other ladies, she proceeded to destroy all but one of the stages in this zone, Stages 13,14,15,17 and 18, and was third on Stage 16.

Justine Williams finished second overall at the 2022 PCC Nationals shooting 95 percent of Leograndis. She was right there on the PCC Super Squad mixing it up and chasing that overall PCC National Title. She was the top Lady in 2022 and again in 2023, and finished third overall, shooting almost 94 percent of Leograndis.

For 2023, the competitors got to see the right mix of these two divisions, combined

with a very good set of stages to challenge their shooting in both divisions.

The build crew, with Walt Paegel driving, did an amazing job, thanks to Drew Coleman, Candice Juliano, Sveta Paegel, Steve Wright, Jan Wright, Jack Lancaster, Eric Evans, Jordan Binion, Troy McManus and John Serafin. The staff as always continues to show up and make these Nationals what they are. The only direction I give the staff is that “They make or break the experience of Nationals.” For the last six years and I don't know how many matches, the volunteer staff has continued to “Make the Experience” for the competitors better and better each time.

Here's some good news – 2024's PCC and Open Nationals will be back together at the CMP on October 16 through 20. Staff will shoot October 16 and 17, with regular competition the 18th through 20th. Additional information will be released with regards to registration and slots soon. ■

MEET YOUR NEW EDC EARBUDS

Proud Sponsor of USPSA Multigun Nationals



15% OFF
your purchase

DIRECTIONS

TO CMP TALLADEGA MARKSMANSHIP PARK

CMP TALLADEGA MARKSMANSHIP PARK

4387 TURNER MILL ROAD TALLADEGA, AL 35160

PARK FRONT DESK/INFORMATION (256) 474-4408





Excaliber



AMMUNITION

2024 USPSA OPEN/PCC NATIONALS



**SUPERIOR PERFORMANCE
FOR SERIOUS SHOOTERS**



**COME BY OUR VENDOR BOOTH
TO TEST OUR NEW
9MM MAJOR AMMUNITION!**

**USPSA CERTIFIED
AMMUNITION**

www.excaliber-ammo.com

USPSA OPEN/PCC NATIONALS **RANGE DIAGRAM**



RANGE DIAGRAM / OPEN / PCC NATIONALS / 2024



BERRY'S®

Accurate

Consistent

Reliable



Superior Bullets

Berrysmfg.com

(800) 269-7373



ZONE 1

Stage	Name	Scoring	Rounds	Sponsored By
1	5 OUT OF 4 PEOPLE HAVE TROUBLE WITH FRACTIONS.	Comstock	22	Federal
2	WHY ISN'T THE WORD PHONETICALLY SPELLED WITH AN F.	Comstock	20	IWI
3	ALWAYS REMEMBER YOU'RE UNIUQE, JUST LIKE EVERYONE ELSE.	Comstock	28	Exacliber Ammunition
4	I'M HAVING AMNESIA & DÉJÀ VU AT THE SAME TIME. I HAVE FORGOTTEN THIS BEFORE.	Comstock	6	Vortex
5	MY APARTMENT COMPLEX ALLOWS PETS. I HAVE A PONY.	Virginia Count	16	Vortex
6	IT'S WRONG THAT ONLY ONE COMPANY MAKES THE GAME MONOPOLY.	Comstock	25	JP Rifles
			117	

ZONE 2

Stage	Name	Scoring	Rounds	Sponsored By
7	I'M ADDICTED TO PLACEBOS. I COULD QUIT BUT IT WOULDN'T MATTER.	Comstock	32	Eley
8	HOW COME ABBREVIATED IS SUCH A LONG WORD?	Comstock	7	Howitzer
9	WHENEVER I THINK OF THE PAST IT BRINGS BACK SO MANY MEMORIES.	Comstock	16	Mark 7 Reloading
10	WHAT HAPPENS IF YOU GET SCARED HALF TO DEATH TWICE?	Comstock	19	Apollo Arms
11	WHOSE CRUEL IDEA WAS IT FOR THE WORD LISP TO HAVE AN S IN IT?	Comstock	30	Berrys Bullets
12	IF A COW LAUGHED WOULD MILK COME OUT ITS NOSE?	Comstock	16	ISOTunes
			120	

ZONE 3

Stage	Name	Scoring	Rounds	Sponsored By
13	I SPILLED SPOT REMOVER ON MY DOG, NOW HE'S GONE.	Comstock	24	Hunters HD Gold
14	THE EARLY BIRD GETS THE WORM, BUT THE SECOND MOUSE GETS THE CHEESE.	Comstock	26	SIG Sauer
15	SIGN SAYS OPEN 24 HOURS? YES, BUT NOT IN A ROW.	Comstock	26	Cardinal Practical Shooters
16	WHAT'S ANOTHER WORD FOR THESAURUS?	Comstock	16	Dillon Precision
17	PLAN TO BE SPONTANEOUS TOMORROW.	Comstock	8	The Blue Bullets
18	YOU CAN'T HAVE EVERYTHING. WHERE WOULD YOU PUT IT?	Comstock	32	Henning Group
			132	

TOTAL ROUNDS: 369

VOLUME
DISCOUNTS
AVAILABLE



KILLOUGH
SHOOTING SPORTS
COMPETITION SHOOTING SUPPLIES
Est. 2008

22LR AMMO 9MM .38 AMMO SHOOTING SUPPLIES USPSA ARA/PSL SALE

THREE OFFICIAL ROUNDS

SUPPORTING THE GROWTH OF OUR SPORT



Available to purchase exclusively at

www.killoughshooting.com

You purchase, we give back. **#ELEY**



BENCHREST
COMPETITION SHOOTING SUPPLIES



PRACTICAL
COMPETITION SHOOTING SUPPLIES



SAME DAY DISPATCH
Order before 2pm



NATIONWIDE DELIVERY
Air and Ground*



PRODUCT SUPPORT
Hours: 9am - 5pm



RETURN POLICY
Easy Returns

Follow us on social media and keep up to date with our latest products and great offers

/KilloughShootingSports /killoughss

[STAGE 1]

5 OUT OF 4 PEOPLE HAVE TROUBLE WITH FRACTIONS.

STARTING POSITION:

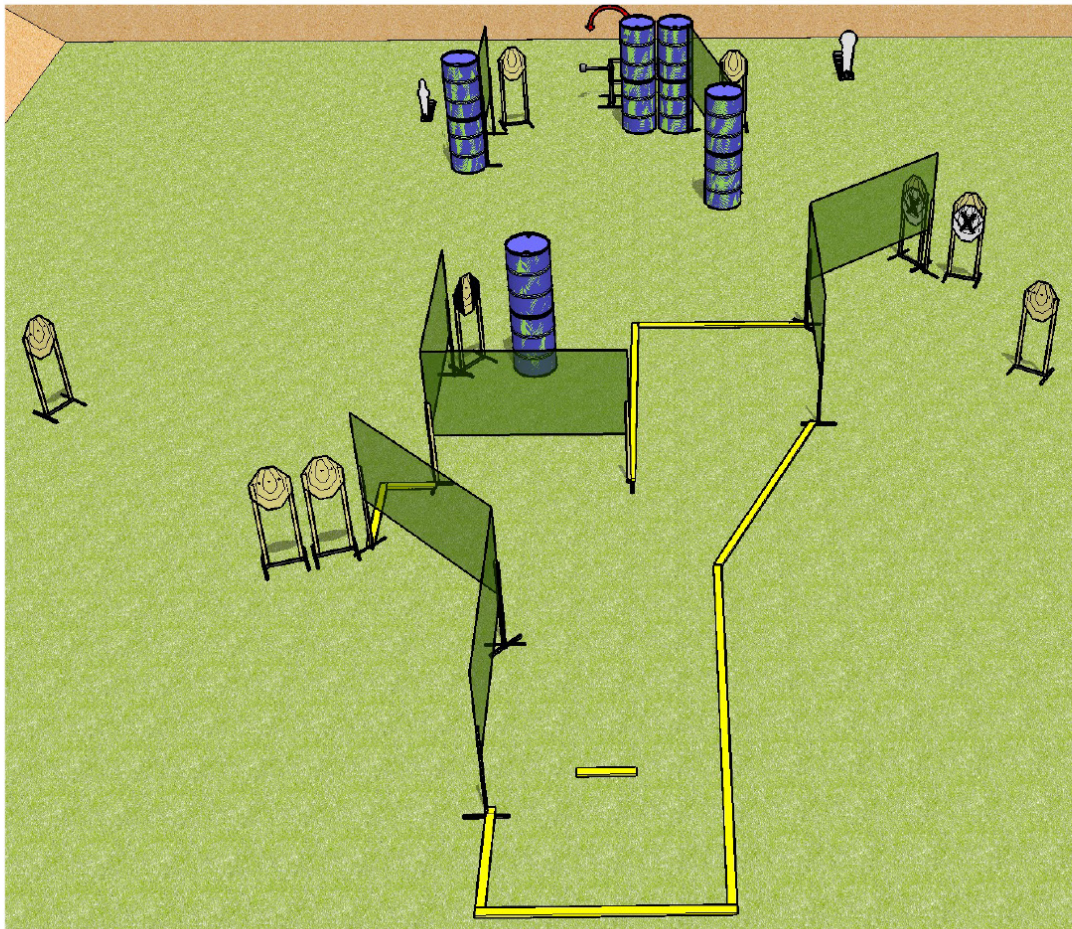
Feet touching marks. Handgun is loaded and holstered, wrists below top of belt. PCC is loaded, stock on belt, safety on.

STAGE PROCEDURE: Upon the audible start signal engage targets from within the shooting area. Target is activated by steel and remains visible at rest.

TARGETS: 10 IPSC, 2 Steel

SCORING: Comstock | **ROUNDS:** 22

stage sponsored by



MasterPiece Arms



DS9 **Limited Optics** **Competition Pistol**

The DS9 Limited Optics Competition Pistol was designed with heavy influence from our Team MPA members, which includes some of the Top Shooters in USPSA. The DS9 LOC is a 9mm Minor Pistol intended for use in USPSA Limited Optics Division.

**MADE FOR COMPETITORS
BY COMPETITORS**

JOEY SAUERLAND

**Team MPA Pro Shooter
MPA DS40 TT
USPSA Grandmaster
Multi-Time State and Area Champion**

MasterPiece Arms



MasterPiece Arms

1-866-803-0000 • 4908 Highway 98, Comer, GA 30629 • www.masterpiecearms.com



[STAGE 2]

WHY ISN'T THE WORD PHONETICALLY SPELLED WITH AN 'F'?

stage sponsored by



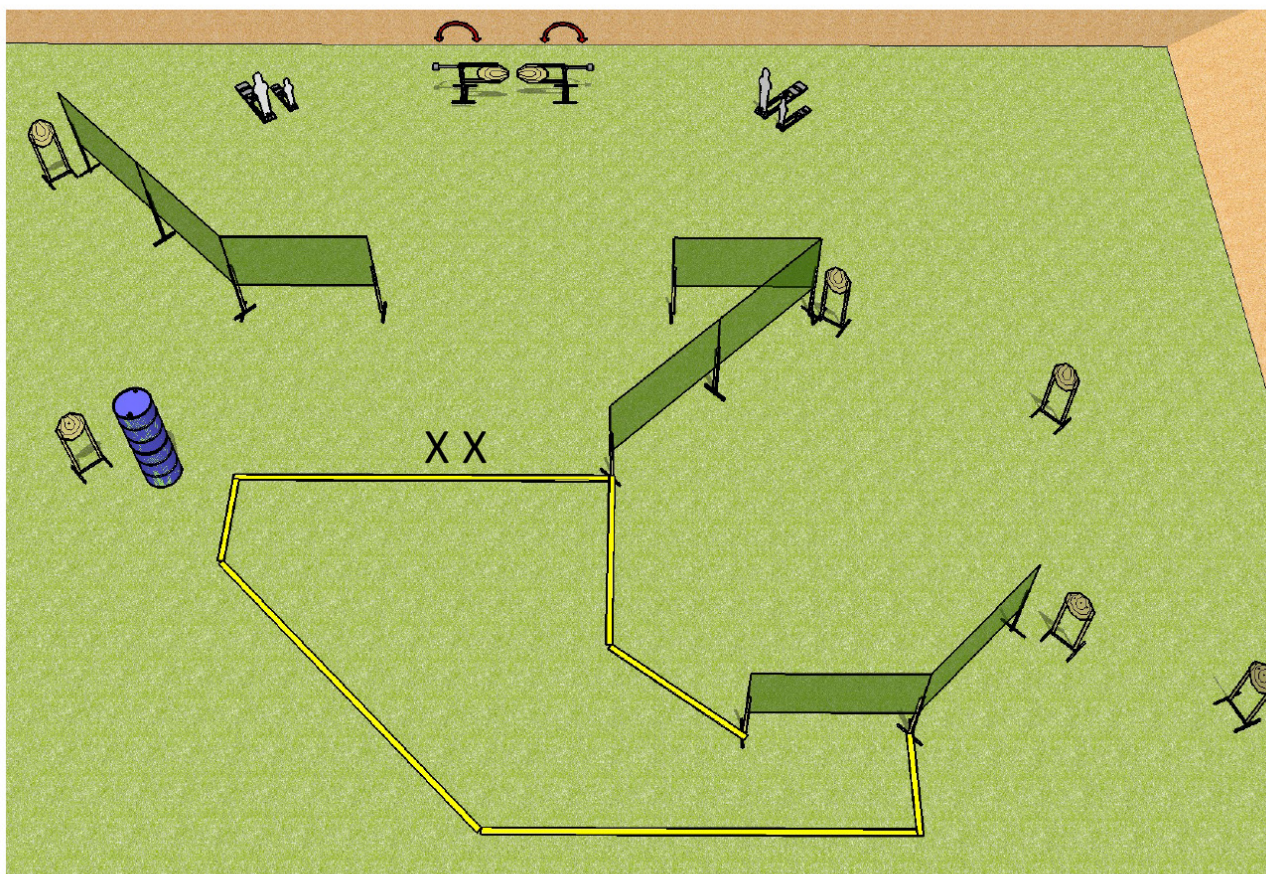
STARTING POSITION:

Completely outside the shooting area with heels touching marks. Handgun is loaded and holstered, wrists below top of belt. PCC is loaded, stock on belt, safety on.

STAGE PROCEDURE: Upon the audible start signal engage targets from within the shooting area. Targets are activated by steel and remain visible at rest.

TARGETS: 8 IPSC, 4 Steel

SCORING: Comstock | **ROUNDS:** 20



USPSA

ERIC FOSS [FOUNDER]



ACCURACY X POWER X SPEED

HOWITZER HAS TEAMED UP WITH THE UNITED STATES PRACTICAL SHOOTING ASSOCIATION TO RELEASE A LIMITED-EDITION PRODUCT LINE TO SHOWCASE THE SPORT OF COMPETITION SHOOTING.

SHOOT FAST. DON'T SUCK.



WWW.HOWITZERCLOTHING.COM

stage sponsored by



[STAGE 3]
**ALWAYS
 REMEMBER YOU'RE
 UNIQUE, JUST LIKE
 EVERYONE ELSE.**

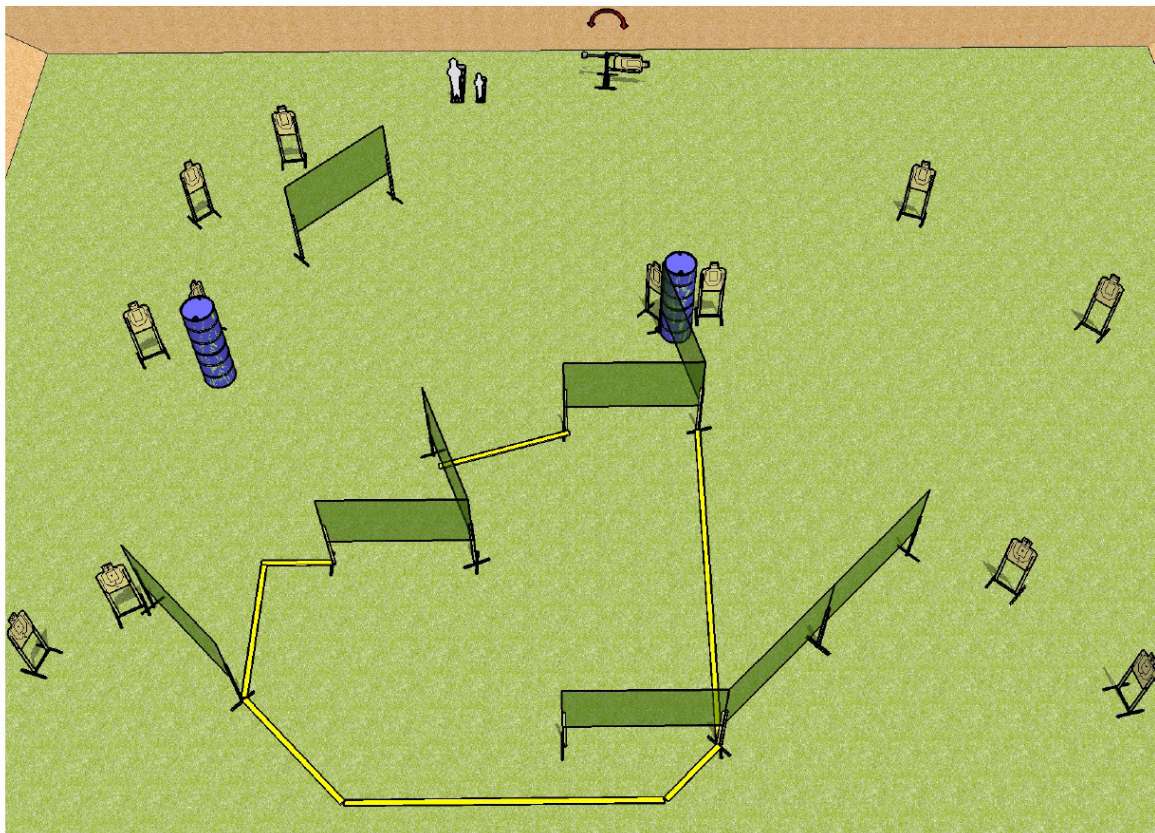
STARTING POSITION:

Anywhere in the shooting area. Handgun is loaded and holstered, wrists below top of belt. PCC is loaded, stock on belt, safety on.

STAGE PROCEDURE: Upon the audible start signal engage targets from within the shooting area. Target is activated by steel and remains visible at rest.

TARGETS: 13 USPSA, 2 Steel

SCORING: Comstock | **ROUNDS:** 28



2024



RTS₂ V5

Proven Performance

- Hardened Electronics
- MSS - Motion Sensing System
- 3, 6, 8, 10, or 12 MOA



C-MORE

WORLD CHAMPION SIGHTS

540.347.4683
sales@cmore.com
www.cmore.com

© Copyright 1993-2024 C-MORE Systems

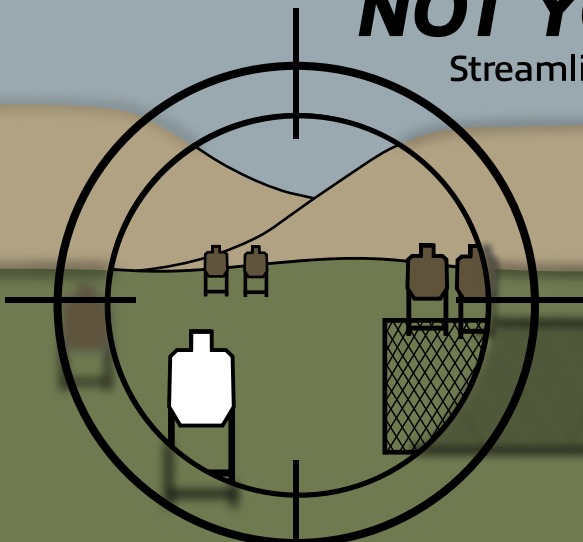


4X WORLD CHAMPION TODD JARRETT



FOCUS ON YOUR GAME, NOT YOUR BAGGAGE

Streamline your gear for a stress-free match



S3RANGECARTS.COM
made in USA



[STAGE 4]

***I'M HAVING
AMNESIA & DÉJÀ
VU AT THE SAME
TIME. I HAVE
FORGOTTEN THIS
BEFORE.***

stage sponsored by



STARTING POSITION:

In the shooting area. Handgun is unloaded and holstered, wrists above respective shoulders. PCC is unloaded, stock on belt, safety on.

STAGE PROCEDURE: Upon the audible start signal engage targets from within the shooting area. Target is activated by steel, is disappearing at rest.

TARGETS: 2 IPSC, 2 Steel

SCORING: Comstock | **ROUNDS:** 6



The Future of Reloading

The Most
Advanced
Reloading
Equipment
Available



Mark7Reloading.com

A Division of Lyman Products

®

[STAGE 5] **MY APARTMENT COMPLEX ALLOWS PETS. I HAVE A PONY.**

stage sponsored by



STARTING POSITION (FOR BOTH STRINGS):

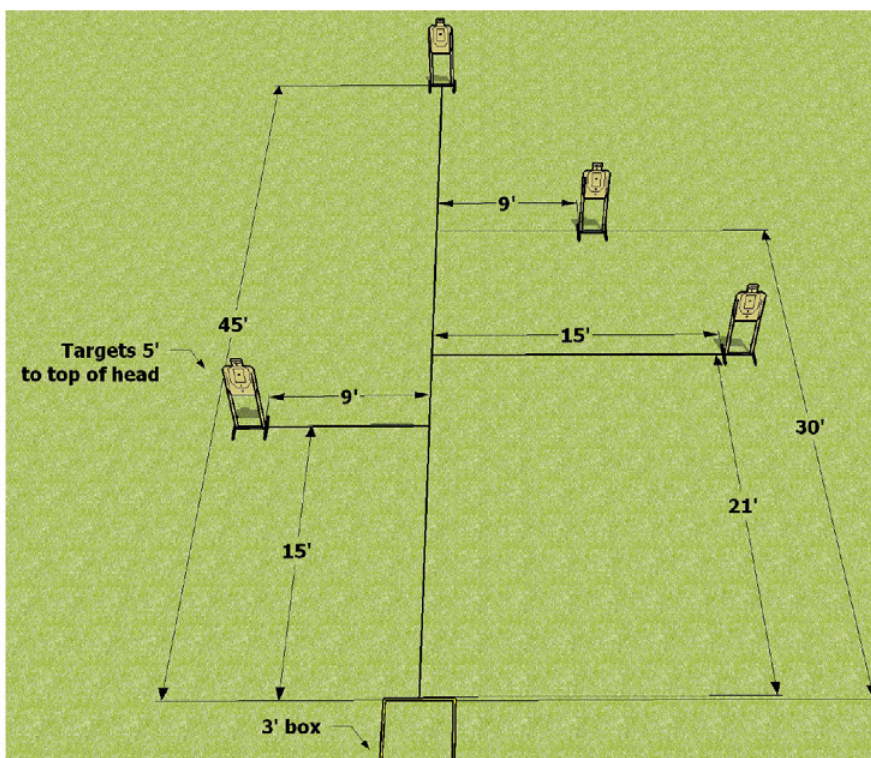
In the shooting area. Handgun is loaded and holstered, wrists below top of belt. PCC is loaded, stock on belt, safety on.

String 1: Upon the audible start signal engage any two targets with only two rounds each, then perform a mandatory reload and engage the remaining two targets with only two rounds each strong hand/side only.

String 2: Upon the audible start signal engage any two targets with only two rounds each, then perform a mandatory reload and engage the remaining two targets with only two rounds each weak hand/side only.

TARGETS: 4 USPSA

SCORING: Virginia Count | **ROUNDS:** 16





USE PROMO CODE
USOPCC24
5% OFF - 5 DEC

CR SPEED
CHAMPIONSHIP
WINNING HOLSTERS
WWW.CRSPEED.CO.ZA

The advertisement displays a collection of CR SPEED holsters in various colors including blue, purple, red, yellow, orange, and black. A large blue holster with red accents is shown in detail on the right. A QR code is located in the top left corner.



JP
JP ENTERPRISES
**UNLOCK
YOUR
POTENTIAL**
JPRIFLES.COM

The image shows a shooter in profile, wearing a light blue long-sleeved shirt with 'FEDERAL' and 'JP' logos, a tan cap, and large black ear protection. He is holding a black rifle with a scope. The background is an outdoor shooting range with trees and a blue sky.

[STAGE 6]
**IT'S WRONG
 THAT ONLY
 ONE COMPANY
 MAKES THE GAME
 MONOPOLY.**

stage sponsored by



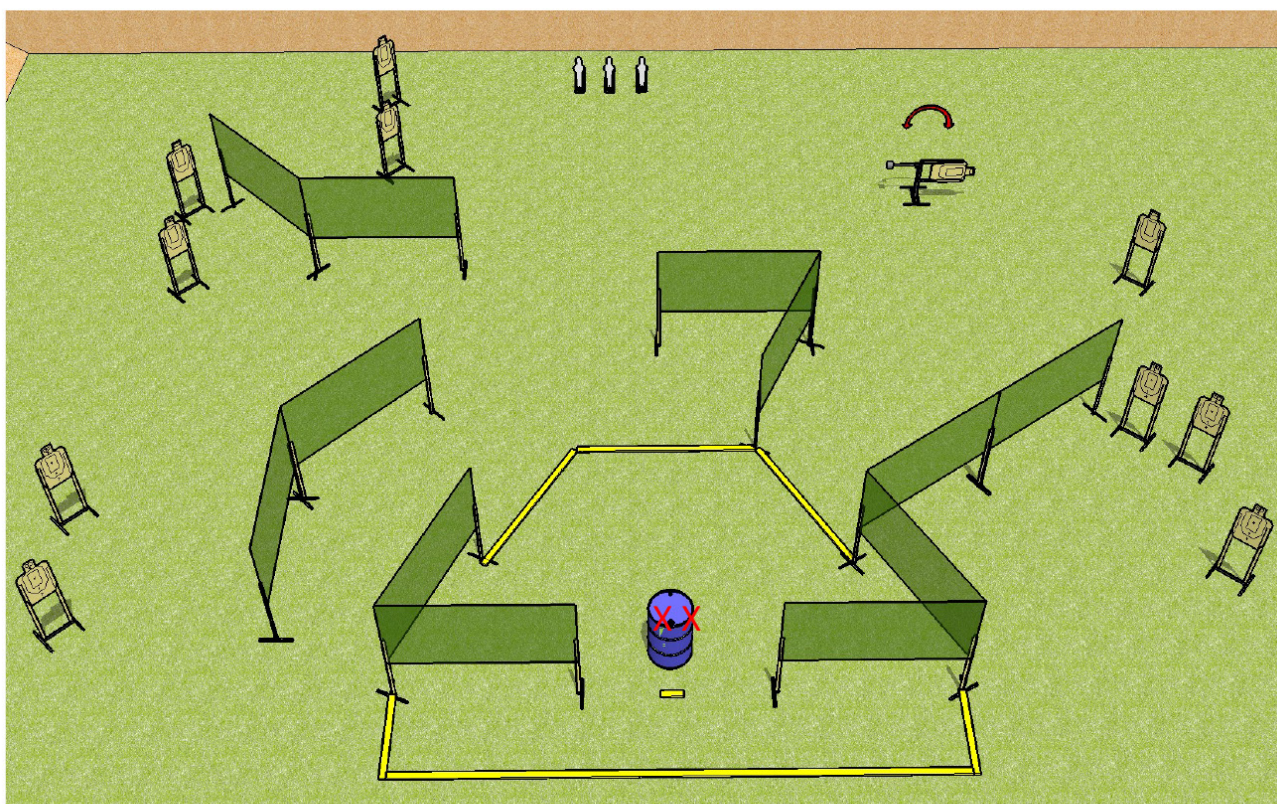
STARTING POSITION:

Feet touching marks. Firearm is loaded on mark, not propped. Hands touching marks.

STAGE PROCEDURE: Upon the audible start signal engage targets from within the shooting area. Target is activated by steel and remains visible at rest.

TARGETS: 11 USPSA, 3 Steel

SCORING: Comstock | **ROUNDS:** 25





*From the snowy mountains
of Colorado...*

Extended Base Pads



Mag Pouch Hangers



Holster Hangers



Sights



Optic Plates



Grip Panels



stage sponsored by



[STAGE 7]
**I'M ADDICTED
 TO PLACEBOS. I
 COULD QUIT BUT IT
 WOULDN'T MATTER.**

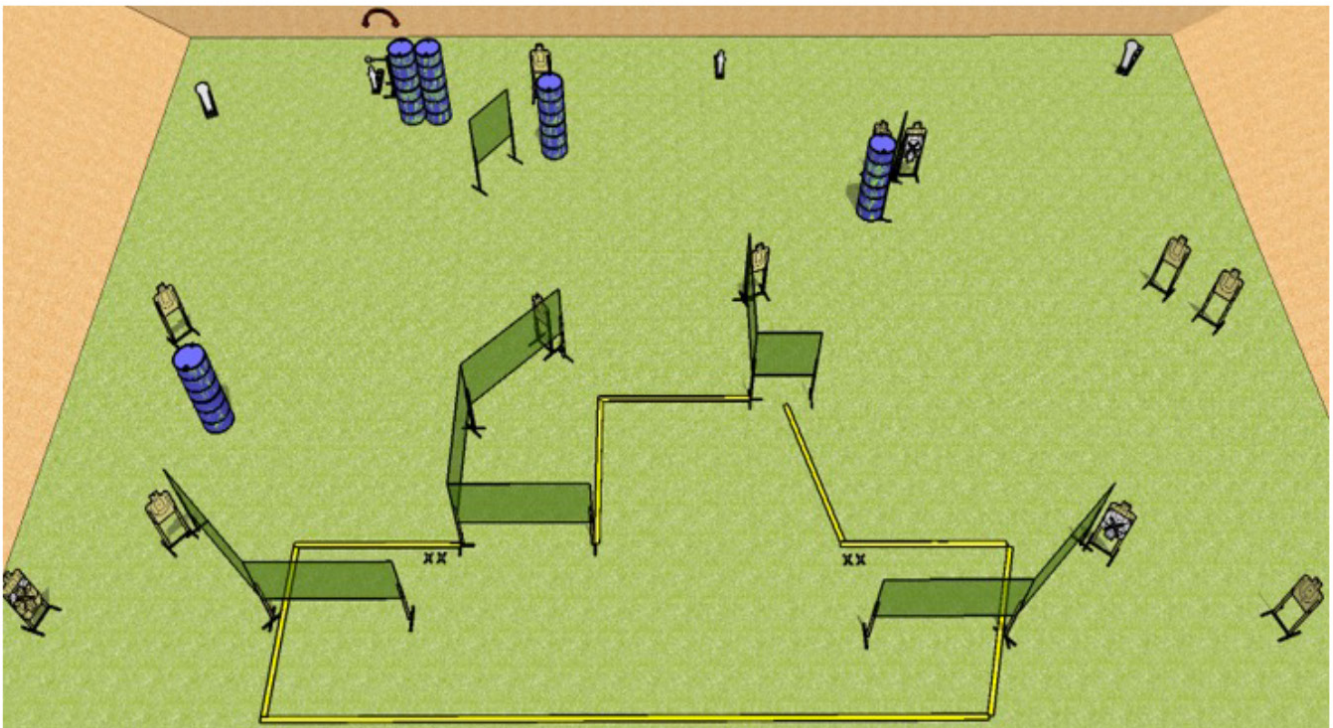
STARTING POSITION:

Completely outside the shooting area with heels touching either set of marks. Handgun is loaded and holstered, wrists below top of belt. PCC is loaded, stock on belt, safety on.

STAGE PROCEDURE: Upon the audible start signal engage targets from within the shooting area. Target is activated by steel and remains visible at rest.

TARGETS: 14 USPSA, 4 Steel

SCORING: Comstock | **ROUNDS:** 32



[STAGE 8] **HOW COME ABBREVIATED IS SUCH A LONG WORD?**

stage sponsored by



STARTING POSITION:


In the shooting area. Handgun is loaded and holstered, wrists above respective shoulders. PCC is loaded, stock on belt, safety on.

STAGE PROCEDURE: Upon the audible start signal engage targets from within the shooting area. Targets are activated by steel and remain visible at rest.

TARGETS: 2 USPSA, 3 Steel

SCORING: Comstock

ROUNDS: 7



LIFE LIBERTY HORNADY®



AMERICAN GUNNER®
AMMUNITION




Hornady®

800.338.3220 | HORNADY.COM



CARVER CUSTOM
www.carvercustom.com
904-300-4211



Manufacturing Since 2000



GET A GRIP
Enhance your draw. Try Our
"NEW" Super Tactical Magwell



Gen 5 G17/22/34/35
Super ESP Tactical



Gen 5 G17/22/34/35
Super ESP Tactical
(Stock Mag Example)


Available for Gen 5 G17/22/34/35
Models Now (Other Models Available Soon)

Tungsten Guiderods
"Stabilize and Balance"



Available for most
M&P
and
Glock
Models

In Stock Now



PT'S
BARRICADE

[STAGE 9]

WHENEVER I THINK OF THE PAST IT BRINGS BACK SO MANY MEMORIES.

stage sponsored by



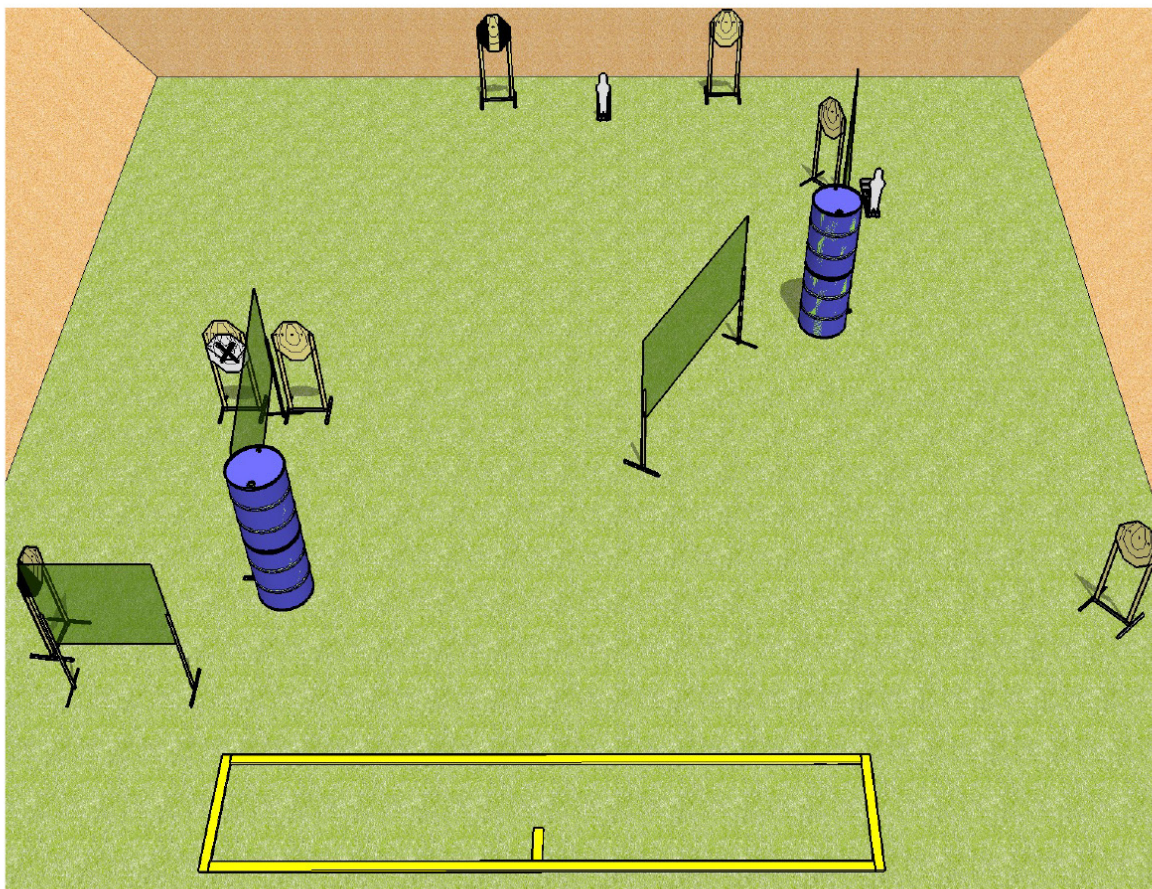
STARTING POSITION:

Straddling start stick, heels touching fault line. Handgun is loaded and holstered, wrists below top of belt. PCC is loaded, stock on belt, safety on.

STAGE PROCEDURE: Upon the audible start signal engage targets from within the shooting area.

TARGETS: 7 IPSC, 2 Poppers

SCORING: Comstock | **ROUNDS:** 16





CARDINAL PRACTICAL SHOOTERS - 2025 SCHEDULE

THREE MAJOR MATCHES...ONE RANGE

Exc caliber
AMMUNITION



Ryan Rocks!!!
Outdoor Adventures

Helping kids with cancer get into the outdoors

WWW.RYANROCKSOUTDOORADVENTURES.ORG

June 27 - 29, 2025

May 1 - 4, 2025

Exc caliber
AMMUNITION

AREA 5

CHAMPIONSHIP

August 6 - 10, 2025



ALL MATCHES OPEN JANUARY 1, 2025

[STAGE 10]
**WHAT HAPPENS
 IF YOU GET
 SCARED HALF TO
 DEATH TWICE?**

stage sponsored by



STAGE 10 OPEN / PCC NATIONALS / 2024

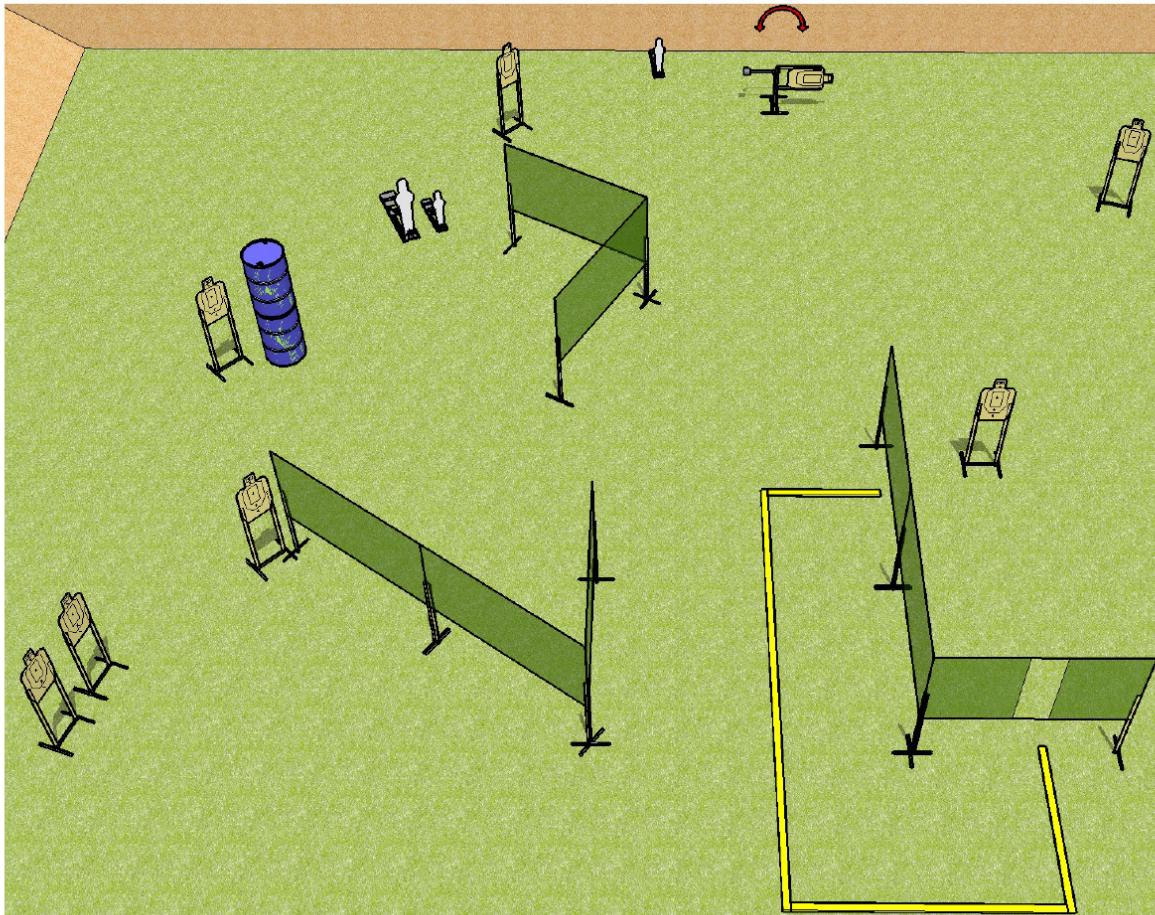
STARTING POSITION:

Anywhere in the shooting area. Handgun is loaded and holstered, wrists below top of belt. PCC is loaded, stock on belt, safety on.

STAGE PROCEDURE: Upon the audible start signal engage targets from within the shooting area. Target is activated by steel and remains visible at rest.

TARGETS: 8 USPSA, 3 Steel

SCORING: Comstock | **ROUNDS:** 19





Available in:
380 ACP 38/.357 9mm
.40 44 .45 .45LC .50
300 Blackout



**Polymer Coated
Bullets for
All Reloaders**



sales@thebluebullets.com
<https://thebluebullets.com>

stage sponsored by



[STAGE 11] **WHOSE CRUEL IDEA WAS IT FOR THE WORD LISP TO HAVE AN S IN IT?**

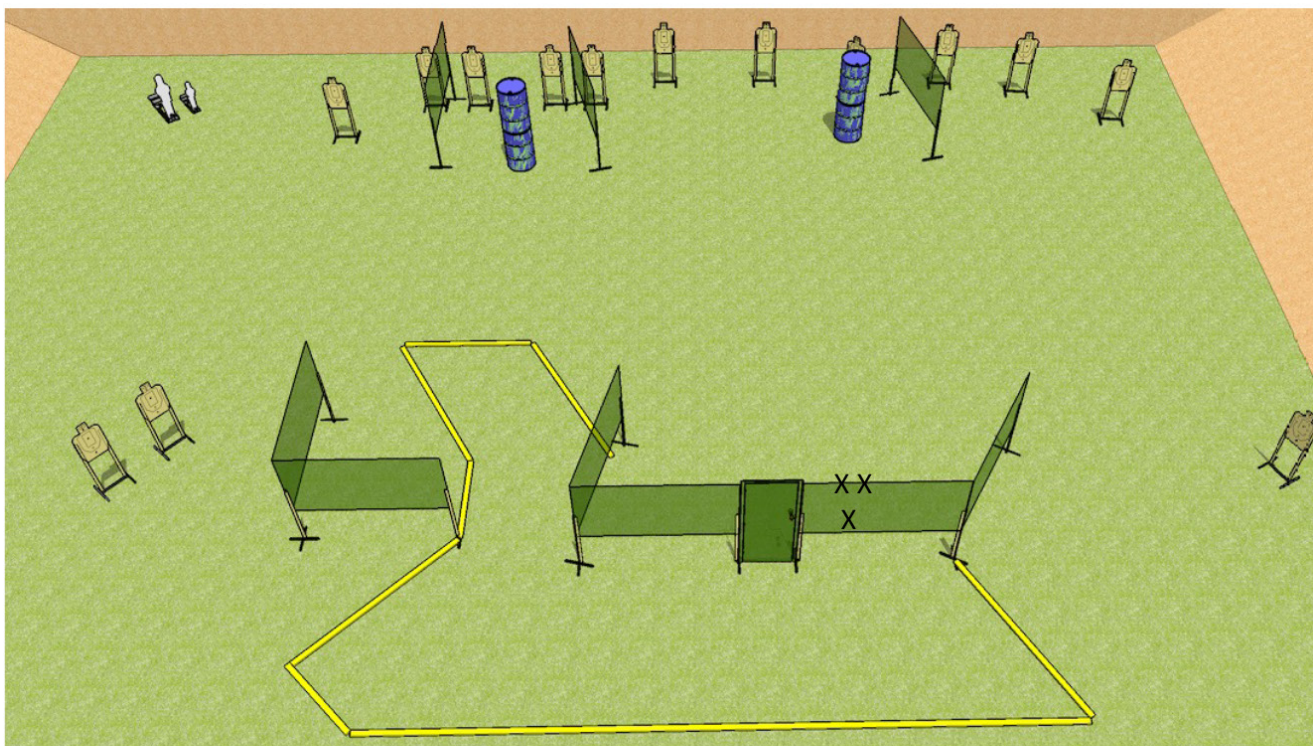
STARTING POSITION:

Handgun is hands touching marks. Handgun is loaded and holstered. PCC is loaded, both hands on firearm, with muzzle touching mark.

STAGE PROCEDURE: Upon the audible start signal engage targets from within the shooting area.

TARGETS: 14 USPSA, 2 Steel

SCORING: Comstock | **ROUNDS:** 30



**MBX THE LEADER IN PERFORMANCE,
QUALITY, & INNOVATION
WITH THE LARGEST SELECTION
OF MAGAZINES FOR ALL YOUR
SHOOTING NEEDS**

**MBX CARRY
MAGAZINES
"DEFENDER"**



**MBX 9MM
PCC PRO
ELITE
SERIES
RIFLES**



**MBX PISTOL
"COMPETITION
PROVEN"
MAGAZINES**



- MAGAZINES AVAILABLE FOR:**
- CZ small & large Frame
 - Staccato
 - Springfield
 - MPA
 - CoSaint
 - Glock
 - Atlas/Phoenix Trinity
 - STI/SV
 - BUL ARMORY
 - Armscor
 - Rock Island
 - Remington
 - Caspian
 - Tanfoglio
 - & other 1911/2011 PISTOLS

**MBX BUFFER
RECOIL
SYSTEMS AND
OTHER
RIFLE
ACCESSORIES**

WWW.MBXEXTREME.COM



Designed with the Shooter in Mind!



- Versatile for any discipline
- Durable
- Designed for all weather use with UV Protection built-in



FOLLOW US  

www.MakeReadyShooterTables.com

(540) 230-0296

stage sponsored by



[STAGE 12]
**IF A COW LAUGHED
 WOULD MILK COME
 OUT ITS NOSE?**

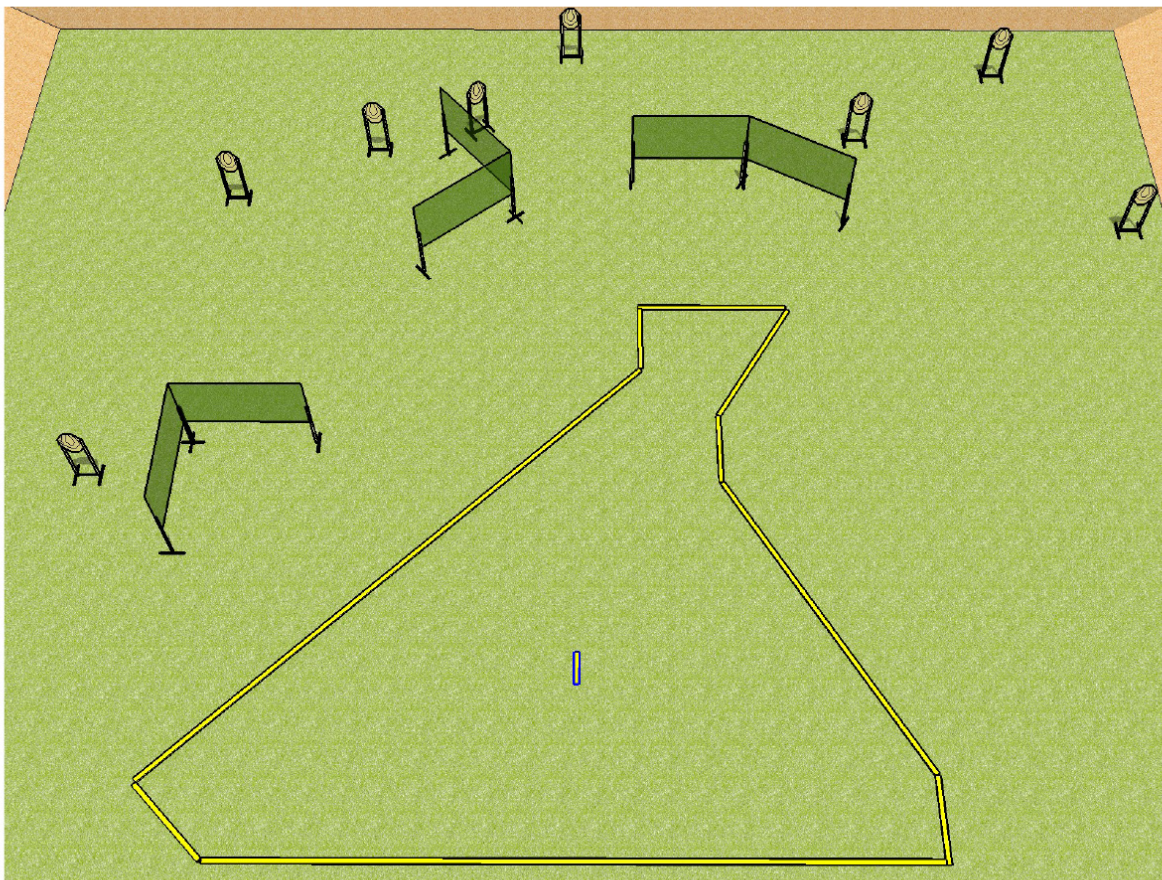
STARTING POSITION:

Straddling start stick. Handgun is loaded and holstered, wrists below top of belt. PCC is loaded, stock on belt, safety on.

STAGE PROCEDURE: Upon the audible start signal engage targets from within the shooting area.

TARGETS: 8 IPSC

SCORING: Comstock | **ROUNDS:** 16



GRIZZLY EARS

MICHELLE WALDRAN
COMPETITIVE SHOOTER

LANNY BARNES
COMPETITIVE SHOOTER

JOE FAREWELL
COMPETITIVE SHOOTER

WIRELESS
EARBUDS

REGULAR PRICE: \$249

20% OFF

USE PROMO: **TACTICAL20**

ORDER NOW LIMITED TIME >> GRIZZLY-EARS.COM



Brilliant Aiming Solutions™

[STAGE 13]

I SPILLED SPOT REMOVER ON MY DOG, NOW HE'S GONE.

stage sponsored by



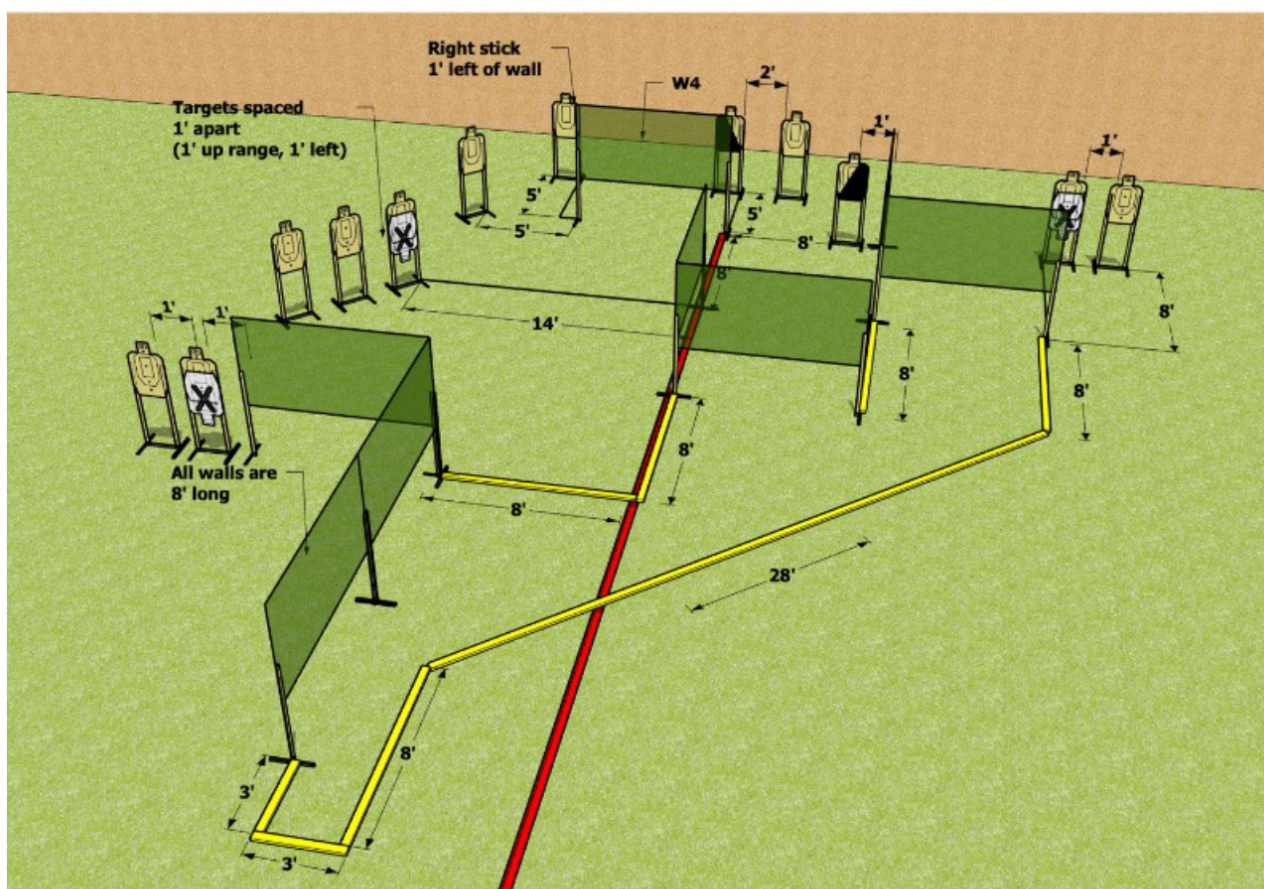
STARTING POSITION:

Completely outside the shooting area, toes touching the rear fault line. Handgun loaded and holstered, wrists below top of belt. PCC loaded, safety applied, stock on belt.

STAGE PROCEDURE: Upon the audible start signal engage targets from within the shooting area.

TARGETS: 12 USPSA

SCORING: Comstock | **ROUNDS:** 24



[STAGE 14]

THE EARLY BIRD GETS THE WORM, BUT THE SECOND MOUSE GETS THE CHEESE.

stage sponsored by



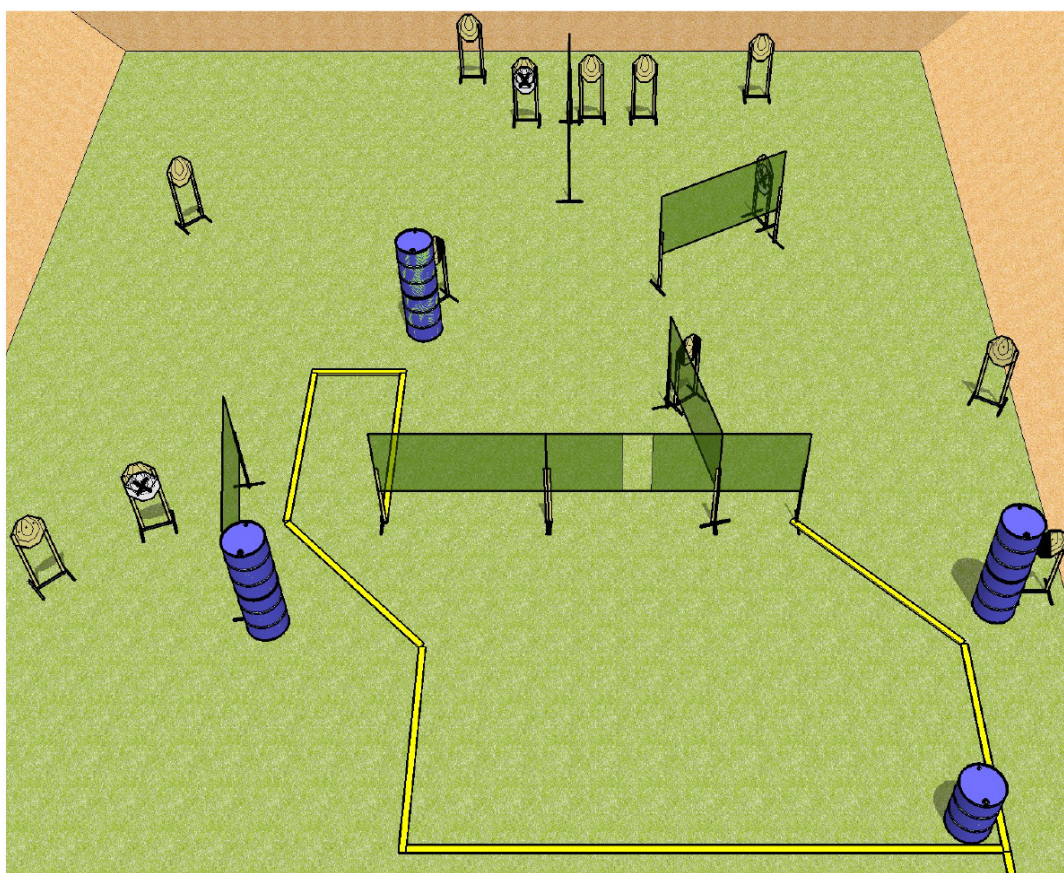
STARTING POSITION:

Completely outside the shooting area with feet touching the rear fault line. Firearm is loaded on mark, not propped.

STAGE PROCEDURE: Upon the audible start signal engage targets from within the shooting area.

TARGETS: 13 IPSC

SCORING: Comstock | **ROUNDS:** 26





CARVER CUSTOM
 5570 Florida Mining Blvd - South
 Building 100 - Suite 106
 Jacksonville, FL 32257
 904-300-4211

Save 10% On CARVER Branded Items
Use Discount Code: USPSA10



**MADE
 IN THE
 USA**

**Experience the
 Difference**

Since 2000 Providing Custom

- Scope Mounts
- Triggers
- Custom Glocks
- Magwells
- Guiderods
- Custom MPs
- Compensators
- Sights
- Service

REACH YOUR HIGHEST DEGREE OF PERFORMANCE WITH



ZALPHA
 PERFORMANCE | AMMUNITION | RECOVERY

ARE YOU READY?!

MAKEREADYNUTRITION.COM



**MAKE READY
 NUTRITION**

[STAGE 15]

SIGN SAYS OPEN 24 HOURS? YES, BUT NOT IN A ROW.

stage sponsored by



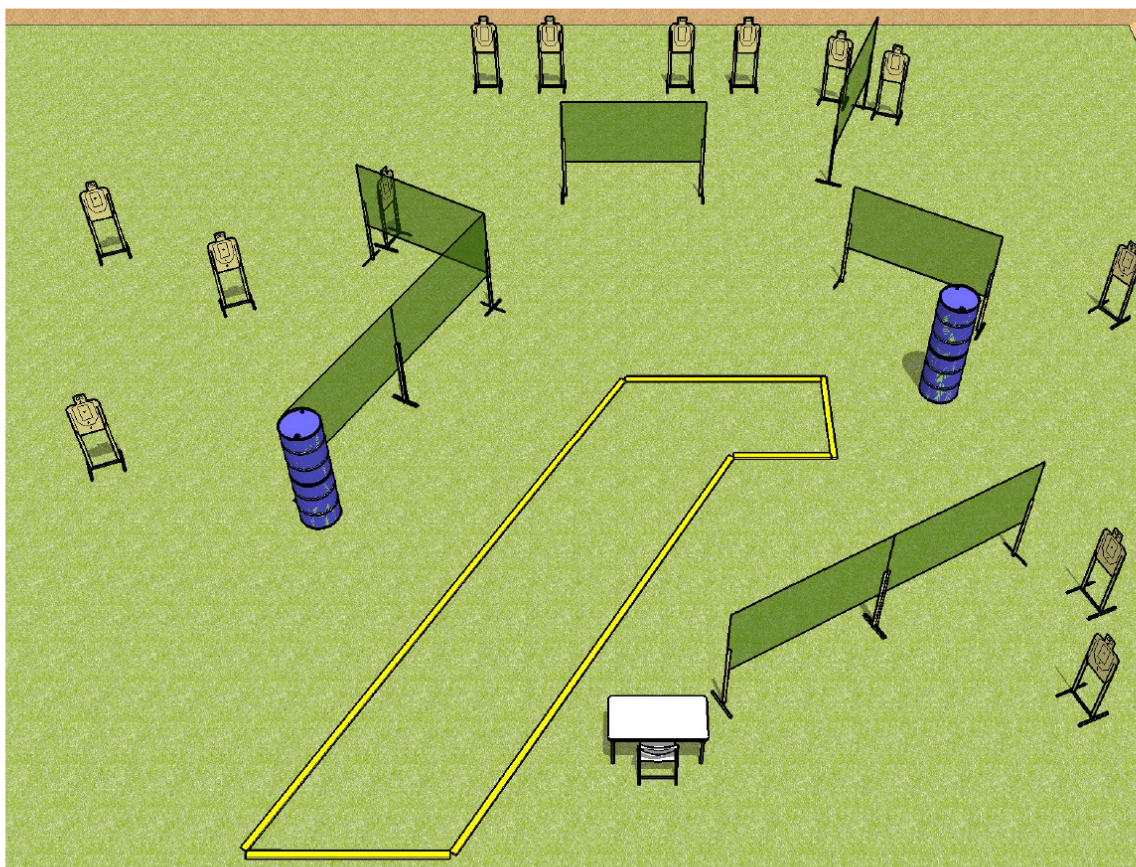
STARTING POSITION:

Seated in chair, hands on knees. Firearm is unloaded on mark. All ammunition to be used must come from top of table.

STAGE PROCEDURE: Upon the audible start signal engage targets from within the shooting area.

TARGETS: 13 USPSA

SCORING: Comstock | **ROUNDS:** 26



[STAGE 16]

WHAT'S ANOTHER WORD FOR THESAURUS?

stage sponsored by

Dillon

PRECISION

STAGE 16 OPEN / PCC NATIONALS / 2024

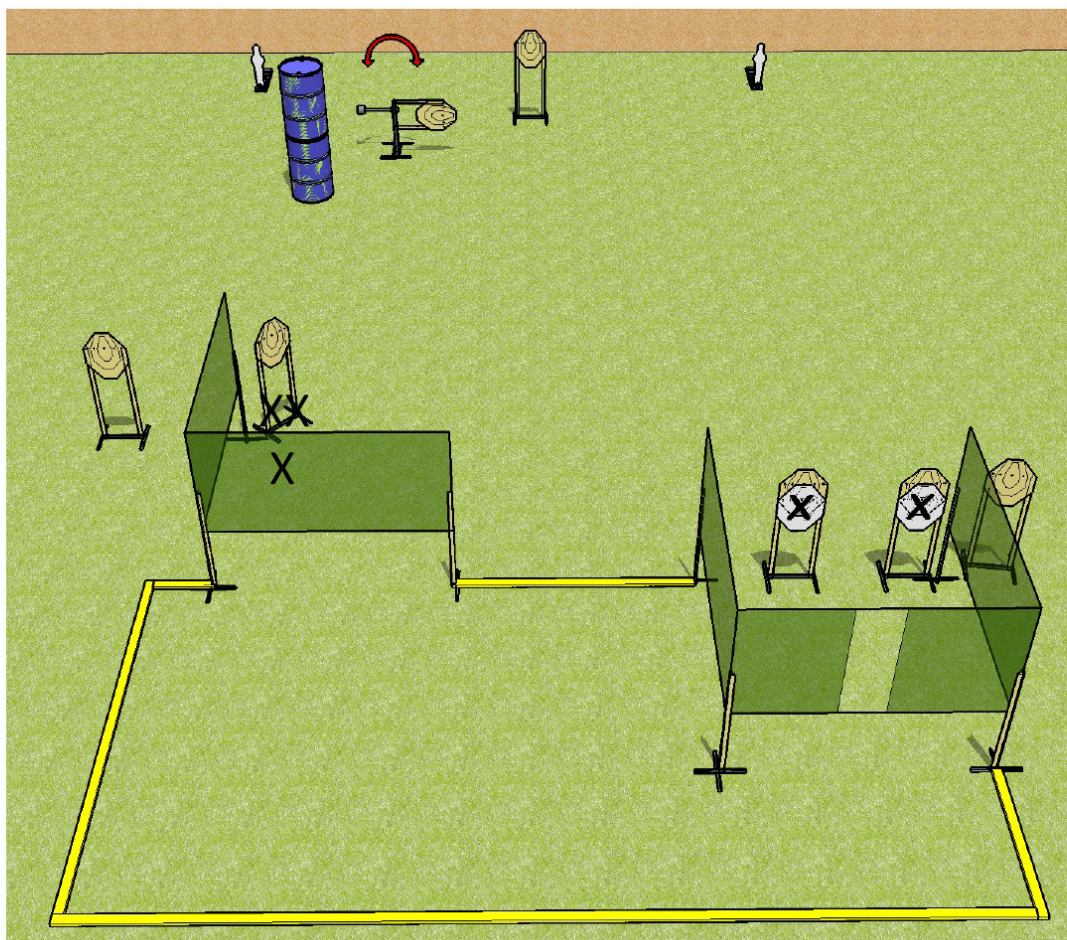
STARTING POSITION:

Handgun is hands on marks. Handgun is loaded and holstered. PCC is loaded, muzzle on mark, safety on..

STAGE PROCEDURE: Upon the audible start signal engage targets from within the shooting area. Target is activated by steel and remains visible at rest.

TARGETS: 7 IPSC, 2 Steel

SCORING: Comstock | **ROUNDS:** 16



EYEWEAR

FOR THE COMPETITOR



HUNTERS HD
GOLD 

They **CHANGE** so you don't have to.™

MADE WITH THE SHOOTER IN MIND

[STAGE 17]
**PLAN TO BE
 SPONTANEOUS
 TOMORROW.**

STARTING POSITION:


Standing in shooting area. Handgun is loaded and holstered, wrists below top of belt. PCC is loaded, stock on belt, safety on.

STAGE PROCEDURE: Upon the audible start signal engage either the cardboard targets or all the steel targets, then perform a mandatory reload and engage the remaining array from within the shooting area.

TARGETS: 2 IPSC, 4 Steel

SCORING: Comstock | **ROUNDS:** 8

stage sponsored by





PROUD TO BE THE
OPEN DIVISION SPONSOR
OF THE 2024 USPSA
OPEN/PCC NATIONALS



APOLLO
ARMS

(252) 808-7717
SALES@APOLLO-USA.COM
APOLLO-USA.COM



[STAGE 18]
**YOU CAN'T HAVE
 EVERYTHING.
 WHERE WOULD
 YOU PUT IT?**

stage sponsored by



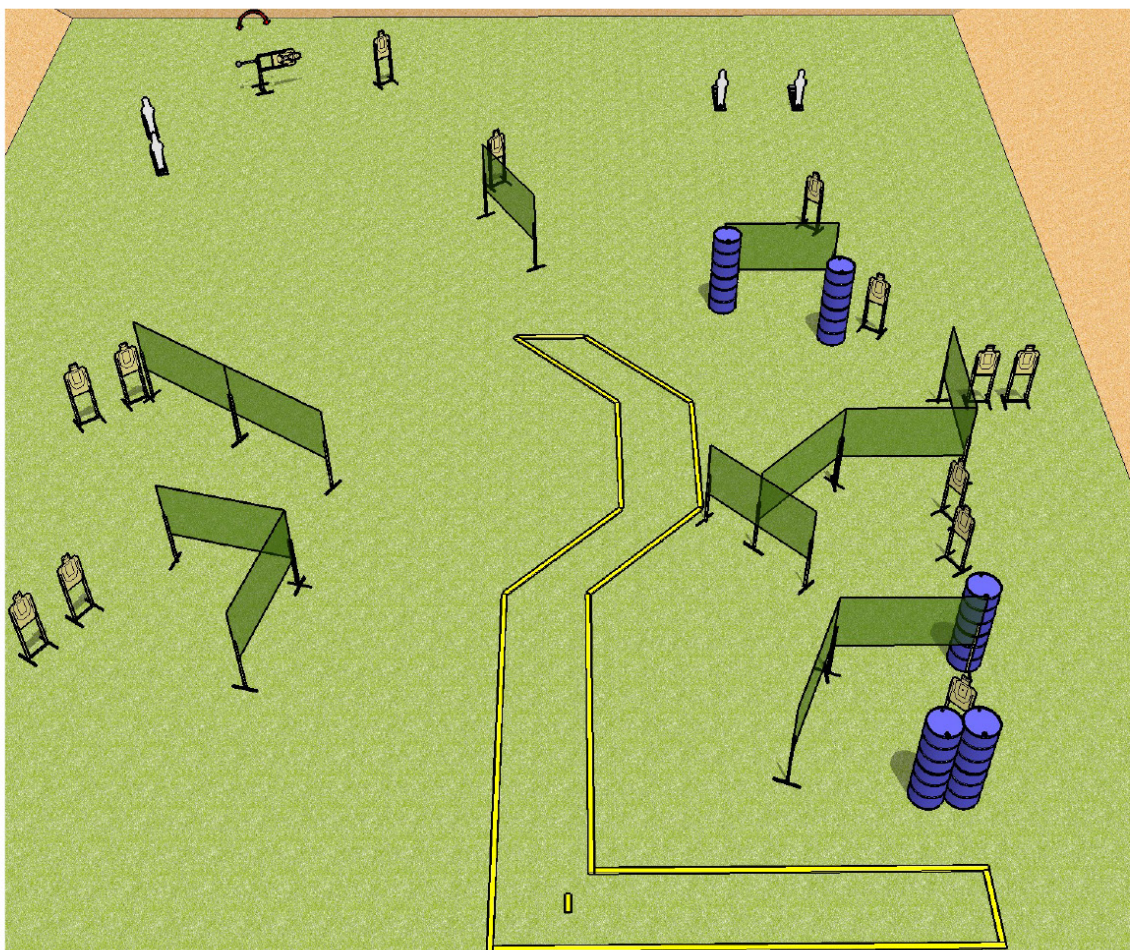
STARTING POSITION:

Straddling start stick. Handgun is loaded and holstered, wrists below top of belt. PCC is loaded, stock on belt, safety on.

STAGE PROCEDURE: On the audible start signal engage targets from within the shooting area.

TARGETS: 14 USPSA, 4 Steel

SCORING: Comstock | **ROUNDS:** 32



SQUAD SCHEDULE

FRIDAY

AM SQUADS					
FRIDAY AM ZONE A	BAY A1/Chrono	BAY A2	BAY A3	BAY A4	BAY A5
TIME	Stage 1	Stage 2	Stage 3	Stage 4 & 5	Stage 6
9:00-9:45	101	102	103	104	105
9:45-10:30	105	101	102	103	104
10:30-11:15	104	105	101	102	103
11:15-12:00	103	104	105	101	102
12:00-12:45	102	103	104	105	101
FRIDAY AM ZONE B	BAY B1	BAY B2	BAY B3	BAY B4	BAY B5
TIME	Stage 7	Stage 8 & 9	Stage 10	Stage 11	Stage 12
9:00-9:45	106	107	108	109	110
9:45-10:30	110	106	107	108	109
10:30-11:15	109	110	106	107	108
11:15-12:00	108	109	110	106	107
12:00-12:45	107	108	109	110	106
FRIDAY AM ZONE C	BAY C1	BAY C2	BAY C3	BAY C4	BAY C5
TIME	Stage 13	Stage 14	Stage 15	Stages 16 & 17	Stage 18
9:00-9:45	111	112	113	114	115
9:45-10:30	115	111	112	113	114
10:30-11:15	114	115	111	112	113
11:15-12:00	113	114	115	111	112
12:00-12:45	112	113	114	115	111
PM SQUADS					
FRIDAY PM ZONE A	BAY A1/Chrono	BAY A2	BAY A3	BAY A4	BAY A5
TIME	Stage 1	Stage 2	Stage 3	Stage 4 & 5	Stage 6
1:30-2:15	201	202	203	204	205
2:15-3:00	205	201	202	203	204
3:00-3:45	204	205	201	202	203
3:45-4:30	203	204	205	201	202
4:30-5:15	202	203	204	205	201
FRIDAY PM ZONE B	BAY B1	BAY B2	BAY B3	BAY B4	BAY B5
TIME	Stage 7	Stage 8 & 9	Stage 10	Stage 11	Stage 12
1:30-2:15	206	207	208	209	210
2:15-3:00	210	206	207	208	209
3:00-3:45	209	210	206	207	208
3:45-4:30	208	209	210	206	207
4:30-5:15	207	208	209	210	206
FRIDAY PM ZONE C	BAY C1	BAY C2	BAY C3	BAY C4	BAY C5
TIME	Stage 13	Stage 14	Stage 15	Stages 16 & 17	Stage 18
1:30-2:15	211	212	213	214	215
2:15-3:00	215	211	212	213	214
3:00-3:45	214	215	211	212	213
3:45-4:30	213	214	215	211	212
4:30-5:15	212	213	214	215	211

SQUAD SCHEDULE

SATURDAY

AM SQUADS					
SATURDAY AM ZONE A	BAY A1/Chrono	BAY A2	BAY A3	BAY A4	BAY A5
TIME	Stage 1	Stage 2	Stage 3	Stage 4 & 5	Stage 6
9:00-9:45	211	212	213	214	215
9:45-10:30	215	211	212	213	214
10:30-11:15	214	215	211	212	213
11:15-12:00	213	214	215	211	212
12:00-12:45	212	213	214	215	211
SATURDAY AM ZONE B	BAY B1	BAY B2	BAY B3	BAY B4	BAY B5
TIME	Stage 7	Stage 8 & 9	Stage 10	Stage 11	Stage 12
9:00-9:45	201	202	203	204	205
9:45-10:30	205	201	202	203	204
10:30-11:15	204	205	201	202	203
11:15-12:00	203	204	205	201	202
12:00-12:45	202	203	204	205	201
SATURDAY AM ZONE C	BAY C1	BAY C2	BAY C3	BAY C4	BAY C5
TIME	Stage 13	Stage 14	Stage 15	Stages 16 & 17	Stage 18
9:00-9:45	206	207	208	209	210
9:45-10:30	210	206	207	208	209
10:30-11:15	209	210	206	207	208
11:15-12:00	208	209	210	206	207
12:00-12:45	207	208	209	210	206
PM SQUADS					
SATURDAY PM ZONE A	BAY A1/Chrono	BAY A2	BAY A3	BAY A4	BAY A5
TIME	Stage 1	Stage 2	Stage 3	Stage 4 & 5	Stage 6
1:30-2:15	111	112	113	114	115
2:15-3:00	115	111	112	113	114
3:00-3:45	114	115	111	112	113
3:45-4:30	113	114	115	111	112
4:30-5:15	112	113	114	115	111
SATURDAY PM ZONE B	BAY B1	BAY B2	BAY B3	BAY B4	BAY B5
TIME	Stage 7	Stage 8 & 9	Stage 10	Stage 11	Stage 12
1:30-2:15	101	102	103	104	105
2:15-3:00	105	101	102	103	104
3:00-3:45	104	105	101	102	103
3:45-4:30	103	104	105	101	102
4:30-5:15	102	103	104	105	101
SATURDAY PM ZONE C	BAY C1	BAY C2	BAY C3	BAY C4	BAY C5
TIME	Stage 13	Stage 14	Stage 15	Stages 16 & 17	Stage 18
1:30-2:15	106	107	108	109	110
2:15-3:00	110	106	107	108	109
3:00-3:45	109	110	106	107	108
3:45-4:30	108	109	110	106	107
4:30-5:15	107	108	109	110	106

SQUAD SCHEDULE

SUNDAY

AM SQUADS					
SUNDAY AM ZONE A	BAY A1/Chrono	BAY A2	BAY A3	BAY A4	BAY A5
TIME	Stage 1	Stage 2	Stage 3	Stage 4 & 5	Stage 6
9:00-9:45	106	107	108	109	110
9:45-10:30	110	106	107	108	109
10:30-11:15	109	110	106	107	108
11:15-12:00	108	109	110	106	107
12:00-12:45	107	108	109	110	106
SUNDAY AM ZONE B	BAY B1	BAY B2	BAY B3	BAY B4	BAY B5
TIME	Stage 7	Stage 8 & 9	Stage 10	Stage 11	Stage 12
9:00-9:45	111	112	113	114	115
9:45-10:30	115	111	112	113	114
10:30-11:15	114	115	111	112	113
11:15-12:00	113	114	115	111	112
12:00-12:45	112	113	114	115	111
SUNDAY AM ZONE C	BAY C1	BAY C2	BAY C3	BAY C4	BAY C5
TIME	Stage 13	Stage 14	Stage 15	Stages 16 & 17	Stage 18
9:00-9:45	101	102	103	104	105
9:45-10:30	105	101	102	103	104
10:30-11:15	104	105	101	102	103
11:15-12:00	103	104	105	101	102
12:00-12:45	102	103	104	105	101
PM SQUADS					
SUNDAY PM ZONE A	BAY A1/Chrono	BAY A2	BAY A3	BAY A4	BAY A5
TIME	Stage 1	Stage 2	Stage 3	Stage 4 & 5	Stage 6
1:30-2:15	206	207	208	209	210
2:15-3:00	210	206	207	208	209
3:00-3:45	209	210	206	207	208
3:45-4:30	208	209	210	206	207
4:30-5:15	207	208	209	210	206
SUNDAY PM ZONE B	BAY B1	BAY B2	BAY B3	BAY B4	BAY B5
TIME	Stage 7	Stage 8 & 9	Stage 10	Stage 11	Stage 12
1:30-2:15	211	212	213	214	215
2:15-3:00	215	211	212	213	214
3:00-3:45	214	215	211	212	213
3:45-4:30	213	214	215	211	212
4:30-5:15	212	213	214	215	211
SUNDAY PM ZONE C	BAY C1	BAY C2	BAY C3	BAY C4	BAY C5
TIME	Stage 13	Stage 14	Stage 15	Stages 16 & 17	Stage 18
1:30-2:15	201	202	203	204	205
2:15-3:00	205	201	202	203	204
3:00-3:45	204	205	201	202	203
3:45-4:30	203	204	205	201	202
4:30-5:15	202	203	204	205	201

AMMO SHIPPING

Here's some information for shipping your ammunition to CMP Talladega Marksmanship Park.

Shipping location:

"Your Name"

C/O USPSA NATIONALS STAFF

OPEN / PCC Nationals

4387 Turner Mill Rd,

Talladega, AL 35160

(706) 346-6469

NOTE: DO NOT SHIP AMMUNITION BY THE UNITED STATES POSTAL SERVICE! IT IS A VIOLATION OF FEDERAL LAW TO DO SO, AND YOU WILL BE LIABLE FOR ANY LEGAL ISSUES. WE ARE CONSIDERING NOT RECEIVING ANY AMMO SHIPPED THROUGH THE POSTAL SERVICE, AND THEIR CARRIERS MAY DECLINE TO DELIVER IT. YOU MUST SHIP BY COMMERCIAL CARRIER, UPS OR FEDEX OR ANY OTHER CARRIER THAT WILL SHIP AMMO—NOT THE USPS.

1) Use a very sturdy box and lots of tape. Ammo is heavy and the carriers will not treat that box like a carton of eggs. Do not place ammo inside the box loose; use plastic or cardboard boxes with separators designed to hold ammunition. That's usually a requirement for all commercial carriers. Place lots of padding around the ammo boxes. **DO NOT SHIP IT IN AN ENVELOPE.**

2) Put **YOUR** name and "USPSA Open/PCC Nationals" on the outside of the box, in big, **bold** letters, and covered with clear tape. *Put it there in at least 3 different locations.* In addition, insert a business card, or a small piece of paper inside the box with all of your contact information. Some boxes get damaged in shipment, making the outside illegible. The information inside will help determine who the owner is, and allow them to contact you should some of your ammunition be lost due to damaged packaging.

3) UPS/FedEx will ship ammo, ground only, if it's properly marked with an ORM-D Label. Be sure to package your ammo securely in boxes designed to hold ammunition, and use a sturdy box and lots of tape. Most UPS stores and FedEx Office will not accept ammo shipments; you can hand them to a route person, schedule a pickup, or take them to a UPS/FedEx depot/service center.

4) Ship your ammo in time for it to arrive prior to the match. It must go ground, per **UPS** and/or **FedEx** regulations, so give it time to get there. Again: **NO AMMO BY US POSTAL SERVICE.**


The folks at CMP Marksmanship Park will collect your ammunition and store it until USPSA personnel are on the ground at the range. We (USPSA) will distribute it at or around registration or during the match. It will be better if you collect your ammunition during registration periods so that we can assure that we have people on hand to distribute it. You may be required to sign for any ammunition you pick up. If you want to collect your ammo at times other than registration, you may experience a delay in getting it until someone is free.

AMMO SHIPPING LABEL

Here are ORM-D labels that you can print and tape to your package along with mailing information:

TO: _____

**C/O USPSA NATIONALS STAFF
OPEN / PCC Nationals
4387 Turner Mill Rd,
Talladega, AL 35160
(706) 346-6469**






VERSATILITY RUNS IN THE FAMILY



DEFENDER-XL™
MICRO RED DOT



DEFENDER-ST™
MICRO RED DOT



DEFENDER-CCW™
MICRO RED DOT

SCAN TO MEET
THE FAMILY



DEFENDER™
MICRO RED DOTS